

# China Securities Regulatory Commission Annual Report 2020

By China Securities Regulatory Commission

# 2020

---



中国财经出版传媒集团  
中国财政经济出版社

图书在版编目 (CIP) 数据

中国证券监督管理委员会年报 = China  
Securities Regulatory Commission Annual Report.  
2020 : 英文 / 中国证券监督管理委员会编著. — 北京 :  
中国财政经济出版社, 2021.8

ISBN 978-7-5223-0679-7

I. ①中… II. ①中… III. ①证券交易—金融监管—  
中国—2020—年报 IV. ①F832.51-54

中国版本图书馆 CIP 数据核字 (2021) 第 148060 号

责任编辑: 胡 懿 责任编辑: 张 凡

中国财政经济出版社 出版

URL: <http://www.cfeph.cn>

E-mail: [cfeph@cfemg.cn](mailto:cfeph@cfemg.cn)

(版权所有 翻印必究)

社址: 北京市海淀区阜成路甲 28 号 邮政编码: 100142

营销中心电话: 010-88191522

天猫网店: 中国财政经济出版社旗舰店

网址: <http://zgczjjcbs.tmail.com>

北京时捷印刷有限公司印装 各地新华书店经销

成品尺寸: 210mm x 297mm 16 开 10.5 印张 315 000 字

2021 年 8 月第 1 版 2021 年 8 月北京第 1 次印刷

定价: 99.00 元

ISBN 978-7-5223-0679-7

(图书出现印装问题, 本社负责调换, 电话: 010-88190548)

本社质量投诉电话: 010-88190744

打击盗版举报热线: 010-88191661 QQ: 2242791300

# Contents

<b>Message from the Chairman</b>	<b>1</b>
<hr/>	
<b>Overview of the CSRC</b>	<b>7</b>
<hr/>	
Regulatory Structure	9
Executive Management	10
Organizational Structure	11
International Advisory Council (IAC)	12
Human Resources	13
<b>Full and Rigorous Party Self-Governance</b>	<b>15</b>
<hr/>	
Raising Political Awareness	17
Enhancing Discipline Inspection	18
Building Party Organizations	19
<b>Market Overview</b>	<b>23</b>
<hr/>	
Multi-Tiered Equity Market	25
Exchange Bond Market	32
Futures and Derivatives Market	35
Fund Market	38
Financial Institutions in Capital Markets	39

<b>Serving the Real Economy</b>	<b>41</b>
Supporting Covid-19 Response and Economic Reopening	43
Driving Technological Innovation	44
Reducing Poverty	46
Promoting Green Development	48
<b>Market Supervision and the Rule of Law</b>	<b>51</b>
Strengthening Day-to-Day Supervision	53
Intensifying Enforcement to Preserve Market Integrity	57
Preventing and Mitigating Financial Risks	59
Strengthening the Rule of Law	60
<b>Investor Protection</b>	<b>63</b>
Enhancing the Legal Foundation for Investor Protection	65
Improving Investor Rights Exercise and Investor Redress System	65
Improving Investor Services	66
Enhancing Investor Education	66
<b>Market Opening-up</b>	<b>69</b>
Two-Way Opening-Up of Capital Markets	71
International Exchange and Cooperation	73

<b>Appendices</b>	<b>77</b>
<hr/>	
Appendix 1 Highlights of 2020	79
Appendix 2 Regulatory Documents Released by CSRC in 2020	83
Appendix 3 Subordinate Institutions	87
<b>Tables</b>	<b>101</b>
<hr/>	
Table 1 China's Securities Market at a Glance (2010—2020)	103
Table 2 List of Securities Companies	104
Table 3 List of Fund Management Companies	110
Table 4 List of Futures Companies	116
Table 5 List of QFIIs	122
Table 6 List of QFII Custodian Banks	144
Table 7 List of Overseas Securities Companies with Representative Offices in China	145
Table 8 List of Overseas Exchanges with Representative Offices in China	148
Table 9 List of Bilateral MOUs on Regulatory Cooperation	149
<b>Acknowledgments</b>	<b>159</b>





## Message from the Chairman





The year 2020, marking the 30<sup>th</sup> anniversary of China's capital markets, has been everything but ordinary. Throughout the year, the China Securities Regulatory Commission (CSRC) aligned its regulatory agenda with the spirits of the *Xi Jinping Thought on Socialism with Chinese Characteristics for a New Era* and earnestly implemented the decisions of the CPC Central Committee and the State Council. As we grounded our work in adherence to China's new development philosophy and the principle of “*strengthening legal foundation, non-intervention in the market, and zero tolerance against violations*”, we strove to balance making progress and ensuring stability, delivering concrete contribution to stability on six fronts and security in six areas. Despite the major global challenges and Covid-19 epidemic, the CSRC managed to maintain overall stability and growth momentum in China's capital markets by coordinating epidemic control efforts along with deepening reforms, preventing risks, and supporting economic and social development.

**Bolstering stability on six fronts and security in six areas.** After the epidemic outbreak, under the guidance of the State Council Financial Stability and Development Committee to stabilize market expectations, infuse liquidity to key sectors, provide targeted support, extend loan reliefs, and create new financing instruments, we rolled out a range of accommodative policies in the capital markets to support epidemic control and economic growth. For instance, fast-tracks for administrative procedures, a light-touch approach to extend stock pledge loans and securities financing, and longer grace periods and lower fees for companies most affected by the epidemic. We were able to maintain IPOs at a normal pace, registering a decade-record financing of RMB 467 billion. Follow-on offerings raised RMB 947.6 billion. New issuances on the exchange-traded bond market grew by 18% to RMB 8.48 trillion. We oriented capital-market policies to serve key national plans for regional development and made noticeable progress in poverty relief program.



**Ensuring smooth opening and normal operation of the market after the extended Spring Festival holiday.**

In the trying time of unusual circumstances home and abroad, market stability ascended atop our agenda. We fully respected the market and allowed its endogenous dynamics to play its role. When tradings on the stock market resumed on time, against all odds, after this year's extended Spring Festival holiday, it sent a strong message of economic revival across the country. We managed to better coordinate policies, balance market expectations, closely monitor cross-market and cross-border risks with precautions made accordingly, and pressed ahead with reforms on both investment and financing sides to draw in more medium-and long-term capital. Looking back, China's stock market ended 2020 on a stable high note. The market itself turned out to be more resilient and more vibrant with a healthier investor structure. It was also true on the bond and futures markets, where major commodities prices, such as crude oil, effectively withstood external shocks.

**Promoting the reform and opening-up of the capital markets on the keynote of stability.**

Back in 2019, we rolled out the roadmap for deepening reform of the capital markets in 12 areas, among which the

centerpiece initiative—the STAR market, made major breakthroughs. Leveraging on this momentum, we pressed ahead to consolidate the fundamental framework of the capital markets. Piloting registration-based IPO regime on the ChiNext. Introducing full-scale reform of the National Equities Exchange and Quotations (NEEQ). Raising quality of listed companies in a synergy galvanized by the State Council. Revising delisting rules to ensure smooth market exits. Easing compliance burden by canceling or modifying 14 administrative licensing procedures and streamlining existing rulebook as the new *Securities Law* came into force. Further expanding market access with more inclusive arrangement to increase foreign participation in the capital markets.

**Reducing the overall risks in major sectors.** To gain an upper hand in forestalling financial risks, we adopted targeted resolutions for each sector, gave equal weight to resolving remaining issues and preventing new ones, and delivered concrete progresses on various fronts. Fewer listed companies were tagged as high-risk, as companies with high share pledge ratio by the biggest shareholders were halved from a previous peak level, and the outstanding balance of share pledge loans decreased by more than 35%. On the exchange-traded bond market, risks were effectively tamed and default rate largely within control as we unified disclosure rules and facilitated the release of the *Minutes of the National Symposium on Court Trials of Disputed Bond* which offers guidance on resolving risks from individual cases. To reduce risk exposure of private funds, we helped establish a working mechanism between ministries and between central and local governments to take holistic measures. We also steadily and cautiously treated risks in regional trading venues and cut down financial institutions' non-compliant investments in non-standard assets.

**Strengthening rule-of-law and improving financial ecosystem.** *Zero tolerance* calls for substantially intensifying punishments and deterrence of illegal

conducts in the capital markets. In 2020, we stepped up efforts to smooth the collaboration between authorities of administrative enforcement, civil recourse, and criminal sentence. As the new *Securities Law* and *Amendment XI to the Criminal Law* took effect in succession, it put an end to the enduring situation where legal punishments were too light to deter violations. Legislation of the *Futures Law* kept going forward. The Central Commission for Comprehensively Deepening Reform reviewed and approved the *Several Opinions on Vigorously Combatting Illegal Securities Activities* to improve the judicial and law enforcement systems in the area of capital markets. We further ramped up efforts to crack down on fraudulent offering, financial fraud, and other serious violations, and imposed heavy punishments in several closely watched cases. On the front of investor protection, we contributed to the release of the judicial interpretation on representative action for securities disputes and the launch of China's first representative action against a listed company.

**Improving regulatory efficiency by addressing both surface issues and their root causes.** As part of strengthening ongoing supervision of listed companies, we launched a nationwide campaign on improving the corporate governance of listed companies, and addressed funds misappropriation and non-compliant guarantees with a measured and pragmatic approach. To create a business culture of *compliance, integrity, professionalism, and prudence*, we encouraged financial institutions to increase capital strength and professionalism, put financial intermediaries on higher accountability to fulfil their role as market gatekeepers, and urged them to install stronger internal control and comprehensive risk management. Under the vision of *smarter regulation empowered by data*, we optimized the structure of regtech taskforce and solidified the foundation of regtech resources to achieve higher regulatory efficiency.

The year 2021 marks the centennial of the Communist Party of China and the year to kick off the national 14th

Five-Year Plan. The CSRC will continue to follow the *Xi Jinping Thought on Socialism with Chinese Characteristics for a New Era*, implement the guiding principles made by the 19th CPC National Congress, and the decisions of the Central Economic Work Conference. We endeavor to further advance reforms and opening-up, increase direct financing, and improve governance capacity, in order to promote high-quality development of the capital markets.

**First**, we will actively support China's economic and social development. Following the roadmap of 14th Five-Year Plan with focuses on major national development strategies and the goal to build a modern economic system, we will further strengthen China's multi-tiered capital markets system and the institutional framework to support innovation-driven development.

**Second**, we will promote comprehensive reform and opening-up policies. We will make a full assessment of the pilot registration-based IPO regime for potential improvement and enhance the supporting rules to prepare for a market-wide adoption. We will ensure effective implementation of the State Council's directives on raising the quality of listed companies and the delisting reform. We will take the NEEQ reform to the next phase and prepare for the merger of Shenzhen Stock Exchange's Main Board and SME Board. Moreover, we will streamline administration and devolve authorities as appropriate, and promote our rule-making closer to international practice while boosting our supervisory capacity in match with progress in opening up.

**Third**, we will strive to maintain robustness of the capital markets amid today's complex environment. To this end, we will make the markets more attractive to medium- and long-term capital and grow the buy-side investment community; closely monitor and analyze macro trends, prevent the interaction and importation of risks across markets, sectors, and borders, and refine the market's built-


in stability mechanisms.

**Fourth**, we will strictly enforce the "zero tolerance" policy. As a principal market regulator, the CSRC will help ensure the provisions of the new *Securities Law* and *Amendment XI to the Criminal Law* are effectively enforced, respond more decisively against egregious violations, and strengthen the rule of law in the capital markets to promote sound market development.

**Fifth**, we will be fully committed to preventing and mitigating major financial risks. For one, we will tackle both surface issues and their root causes and address both existing and emerging risks to reduce the overall risk level in key sectors. We will also properly deal with risks in areas such as bond default, illegal private funds, and share pledge loans.

**Sixth**, we will promote the integration of technology into regulatory activities at a deeper level, so as to improve our efficacy and efficiency. In the meantime, we will also closely monitor the development of fintech in the market and make regulatory response accordingly.

**Seventh**, we will promote the high-quality development of Party-building in the CSRC system. Making use of thematic educational courses on Party histories to promote ethical conducts and build a professional workforce. Under the banner of strengthening Party self-discipline, we strive to create an honest work environment that upholds integrity thoroughly and completely.



Chairman of China Securities  
Regulatory Commission





## Overview of the CSRC

Regulatory Structure

Executive Management

Organizational Structure

International Advisory Council (IAC)

Human Resources



## Regulatory Structure

The China Securities Regulatory Commission (CSRC) was established in October 1992 as a ministry-level government agency directly under the State Council. In 2006, the CSRC was approved to be governed under the *Civil Servant Law of the People's Republic of China*. Operating under the authority granted by laws, regulations, and the State Council, the CSRC is China's central agency for regulating and safeguarding the securities and futures markets nationwide. Its mandate is to maintain fair, impartial, and transparent securities and futures markets; prevent systemic risks; safeguard investors; and promote the sound development of the two markets.

The CSRC headquarter is responsible for formulating, revising, and improving the rules and regulations governing the securities and futures markets; making market development plans; undertaking key review and approval issues; guiding and coordinating risk mitigation efforts; organizing investigations into major violations and misconducts and imposing sanctions; and shaping, inspecting, overseeing, and coordinating supervisory efforts nationwide.

The CSRC regional offices report directly to the headquarter and are the regional frontline supervisors. Within their respective jurisdictions, they are responsible for : overseeing the securities and futures activities of listed companies, securities and futures companies,

and securities and futures advisory firms and of law firms, accounting firms, asset appraisal firms, and other intermediaries that provide securities-related services, pursuant to the administrative approval powers granted by laws, administrative regulations, and the CSRC headquarter; preventing and resolving risks; investigating and enforcing sanctions against violations and misconducts; and organizing investor education and protection programs.

Organizations under the CSRC's direct supervision include, among others, Shanghai Stock Exchange (SSE), Shenzhen Stock Exchange (SZSE), Shanghai Futures Exchange (SHFE), Zhengzhou Commodity Exchange (ZCE), Dalian Commodity Exchange (DCE), China Financial Futures Exchange (CFFEX), China Securities Depository and Clearing Corporation Limited (CSDC), China Securities Investor Protection Fund Corporation Limited (SIPF), China Securities Finance Corporation Limited (CSF), China Futures Market Monitoring Center Corporation Limited (CFMMC), Capital Market Statistics and Monitoring Center Corporation Limited (CMSMC), National Equities Exchange and Quotations Corporation Limited (NEEQ), Securities Association of China (SAC), China Futures Association (CFA), China Association for Public Companies (CAPCO), and Asset Management Association of China (AMAC). These subordinate institutions supplement CSRC's regulatory programs by monitoring and enforcing self-regulatory rules in relation to their members, participants, and listed and admitted companies and the securities and futures activities thereof.

## Executive Management



Huiman YI  
Chairman



Qingmin YAN  
Vice Chairman



Chao LI  
Vice Chairman



Xinghai FANG  
Vice Chairman



Zhengping ZHAO  
Vice Chairman



Dazhi FAN  
Chief Inspector



## Organizational Structure

Organizational structure of the CSRC (Figure 1-1).

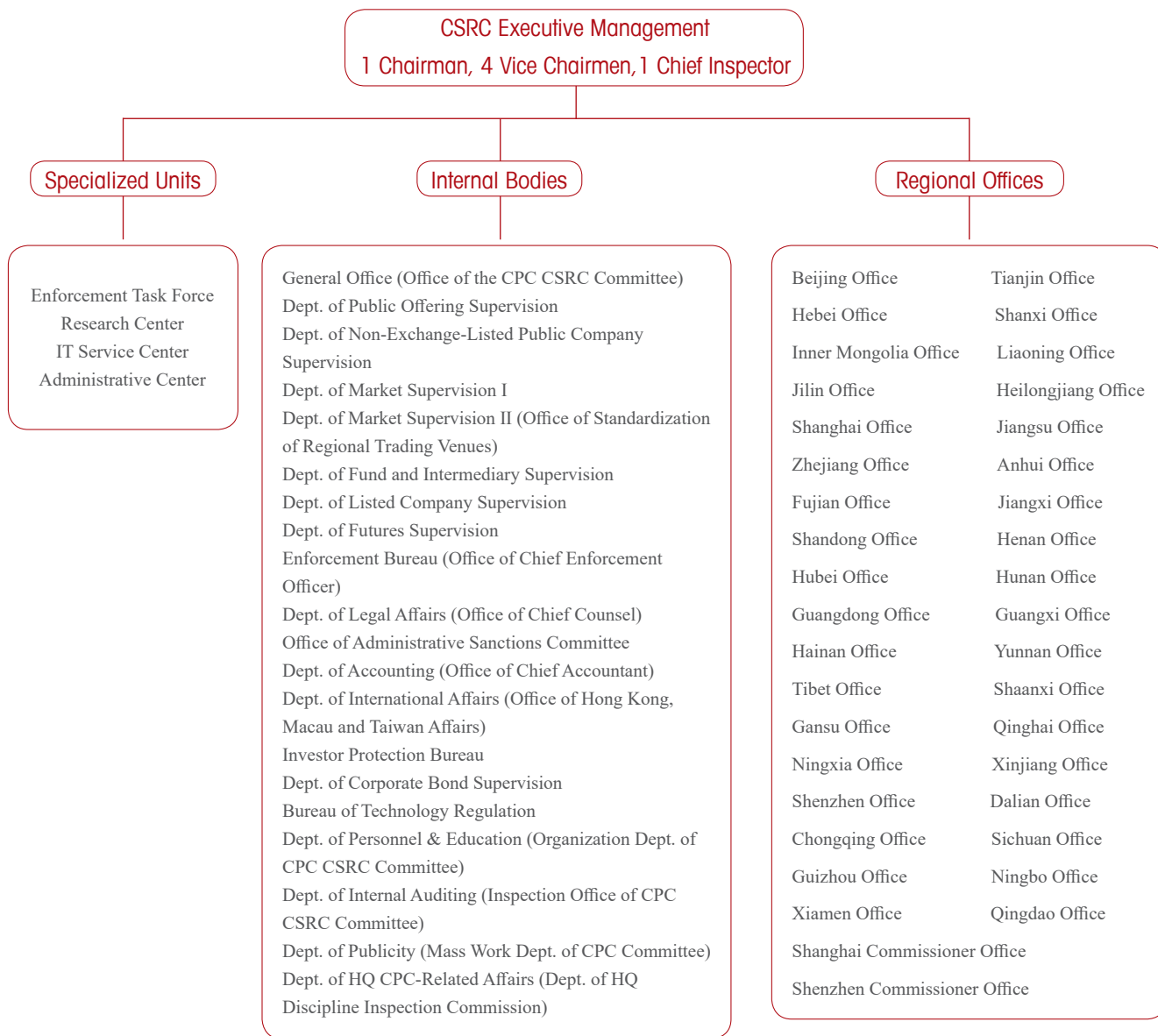


Figure 1-1 CSRC's Organizational Structure

## International Advisory Council (IAC)

Created in June 2004 under the approval of the State Council, the International Advisory Council (IAC) is the CSRC's advisory body, consisting of officials from overseas financial regulators, senior executives of financial

institutions and renowned experts and scholars. The IAC meets annually to help the CSRC draw experiences from international markets, strengthen international exchange and cooperation, and promote the two-way opening-up and sound development of China's capital markets. The IAC has 15 current members, including 1 Chair and 1 Vice Chair. The current Chair is Mr. Howard Davies; the current Vice Chair is Ms. Laura M. Cha (Table 1-1).

Table 1-1

CSRC IAC Members

### Chair

Howard DAVIES	President, Royal Bank of Scotland; former Chairman, UK Financial Service Authority; former Director, London School of Economics and Political Science
---------------	---

### Vice Chair

Laura M. CHA	Non-Official Member, Executive Council of Hong Kong Special Administrative Region; Chairwoman, Hong Kong Exchanges and Clearing Limited; Non-Executive Director, HSBC Holdings plc; former Vice Chairwoman, CSRC; former Vice Chairwoman, Hong Kong Securities and Futures Commission
--------------	---

### Members (in alphabetical order of English surname)

Ching HO	CEO, Temasek Holdings
Walt LUKKEN	President and CEO, Futures Industry Association; former Commissioner, former Acting Chairman, Commodity Futures Trading Commission
Leo MELAMED	Chairman Emeritus, CME Group; Chairman and CEO, Melamed & Associates, Inc.
Stephen PO	Executive Director, Market Conduct Division, Hong Kong Insurance Authority; former Senior Director, Intermediaries Supervision Department, Hong Kong Securities and Futures Commission
Michel PRADA	Chairman, CNOCP (French Public Sector Accounting Standard Council); former Chairman, IFRS Foundation Trustees; former Chairman, AMF France; former Chairman, Executive & Technical Committee of IOSCO
Stephen ROACH	Senior Fellow, Jackson Institute for Global Affairs, Yale University; Senior Lecturer, School of Management, Yale University; former Chairman, Morgan Stanley Asia; former Chief Economist, Morgan Stanley
Mary SCHAPIRO	Vice Chair for Global Public Policy, Bloomberg; former Chair, U.S. Securities and Exchange Commission; former Chair, U.S. Commodity Futures Trading Commission

**Continued**

David SCHWIMMER	CEO, London Stock Exchange Group
Andrew SHENG	Distinguished Fellow, Asia Global Institute of the University of Hong Kong; former Chairman, Hong Kong Securities and Futures Commission; former Deputy Chief Executive, Hong Kong Monetary Authority
John WALDRON	President and COO, Goldman Sachs
Axel A. WEBER	Chairman, Board of Directors, UBS Group; Chairman, Board of Directors, Institute of International Finance; former President, German Bundesbank
David WRIGHT	Chairman, EUROFI; Consulting Partner, Flint Global; former Secretary General, IOSCO; former member, think tank of European Commission
Jaehoon YOO	Former Senior Advisor to the President and Controller, Asian Infrastructure Investment Bank

## Human Resources

As of the end of 2020, the CSRC had 3,278 staff members, with 767 (23%) stationed at the headquarter and 2,511 (77%) working at regional offices, and an average age of 38.





# Full and Rigorous Party Self-Governance

Raising Political Awareness

Enhancing Discipline Inspection

Building Party Organizations



## Raising Political Awareness

**Understanding and implementing the Xi Jinping Thought on Socialism with Chinese Characteristics for a New Era (“Xi Jinping Thought”).** Under the guidance of the Xi Jinping Thought, the CSRC studied and implemented the directives of the 19th CPC National Congress and the 2nd, 3rd, 4th, and 5th Plenary Sessions of the 19th CPC Central Committee. The CSRC continued to promote theory-learning among its Party members by developing 32 specific measures as follow-up to the campaign on “staying true to our original aspiration and keep our missions firmly in mind”, organizing 20 collective Party theory study sessions, and enabling these sessions to lead and promote the study of theories throughout the organization. In addition, the CSRC instructed Party organizations at all levels within the CSRC system to remain up-to-date with the key messages in General Secretary Xi Jinping’s speeches and CPC Central Committee’s policy documents and meetings through various platforms, such as Party branch general meetings, meetings of Party branch committees, Party group meetings, and Party lectures; Party schools; youth theory study groups; and online schools. The CSRC also organized the study of the third volume of *Xi Jinping: The Governance of China* to help Party members and officials within the CSRC system gain a deeper and practical understanding of the book and let theory strengthen their political conviction.

**Learning and implementing the directives of Party-building meetings of Party and central government agencies.** The CSRC is committed to ensuring Party’s political programs take the central stage, increasing Party members’ awareness of the CSRC as a political organ, and helping them maintain political integrity, think in terms of the big picture, follow the leadership core, and maintain alignment with the central Party leadership; develop full confidence in the path,

theory, system, and culture of socialism with Chinese characteristics; and uphold General Secretary Xi Jinping’s core position on the CPC Central Committee and in the Party as a whole, and the CPC Central Committee’s authority and its centralized, unified leadership (“Two Upholds”). Regarding understanding and implementing Xi Jinping’s instructions on the capital markets as a political mandate, the CSRC promptly developed specific action plans and held regular progress reviews to ensure those plans are duly implemented. Zeroing in on key issues, the CSRC worked with the DDIO on conducting a three-month campaign on improving Party member conducts throughout the CSRC system in order to improve market services, job performance, and supervisory effectiveness and efficiency.

**Organizing the study and implementation of the guiding principles of the Fifth Plenary Session of the 19th CPC Central Committee.** To this end, the CSRC developed overall study and implementation plans. In particular, the CSRC organized dedicated lectures on those guiding principles and a workshop for the top leaders within the CSRC system and distributed to Party members a companion booklet on the *Proposals for Formulating the 14th Five-Year Plan (2021—2025) for National Economic and Social Development and the Long-Range Objectives Through the Year 2035* (passed at the Fifth Plenary Session) and the *100 Study Q&As on the Proposals Adopted at the Fifth Plenary Session of the 19th CPC Central Committee*. In addition, the CSRC developed a rotational training program for its headquarters, invited experts and professors from the Party School of CPC Central Committee to deliver in-person lectures on the 14th Five-Year Plan and the Long-Range Objectives Through 2035, and organized a knowledge test on the Fifth Plenary Session of the 19th CPC Central Committee to test the effectiveness of learning by Party branches and Party members.

**Enhancing awareness of the CSRC as a political**

**organ.** The CSRC enhanced political training and discourse for its officials, especially the top leaders, to improve their political judgment, comprehension, and execution. The CSRC held Party lectures on “Enhancing Awareness of Functioning as a Political Organ and Becoming a Role Model”, organized study sessions on General Secretary Xi Jinping’s collected speeches and writings including “On Maintaining the Party’s Leadership in All Programs”, and held monthly Party member gatherings themed “staying true to our original aspiration and passing on fine traditions”. To promote political learning, the CSRC organized on-site tests for Party members, delivered through its specially developed political theory online testing system. In addition, the CSRC issued the *Implementation Plan for Theory Study Improvement Program for Youths at the Headquarters*, launched a “youths theory study” column to recommend study materials, and tapped into novel delivery platforms to facilitate such studies by Party members and officials.

## Enhancing Discipline Inspection

**Reinforcing political supervision and “Two Upholds”.** Focusing on deepening capital-market reforms, the DDIO strengthened political supervision to ensure the decisions of the CPC Central Committee and the directions of General Secretary Xi Jinping are duly implemented. The CSRC established a framework for regular notification and semi-annual meetings between the CPC CSRC Committee and the DDIO, in order to facilitate inspection and supervision of subordinate institutions within the CSRC system on the progress of their corrective action programs following visits by the Central Inspection Team, and on their performance in orienting the capital markets to support Covid-19 prevention and containment and economic and social development, completing assigned anti-poverty tasks, and

implementing austerity and tax and fee reduction policies. In order to contain the pandemic, the CSRC prohibited six activities, with strict oversight of supervisory officials in regard to their disciplinary compliance. The CSRC dealt with financial risks and corruption issues simultaneously to maintain a clean political ecology and capital-market environment. Moreover, the CSRC carried out the reform of discipline inspection and supervision systems of its regional offices and, taking into account of how the offering review powers are exercised in practice under the registration-based IPO system, intensified its supervision of the Shanghai Stock Exchange and the Shenzhen Stock Exchange.

**Maintaining high-frequency supervisory activities, especially in relation to key areas.** The CSRC focused on advancing capital-market reforms, oversaw the creation of systematic safeguards for supervisory programs, and conducted rigorous supervisory activities. Specifically, the CSRC: 1) regularly inspected every aspect of audit and enforcement efforts and the reform of the registration-based IPO system; 2) prioritized the oversight of staff in key positions and organized routine inspections of key activities and departments; 3) completed a comprehensive review of the public powers of the CSRC headquarters to enhance oversight of the exercise of these powers; 4) set up the audit interview and inspection feedback mechanisms to strengthen oversight of the top leaders of subordinate institutions; 5) provided more extensive guidance to the disciplinary inspection commissions of subordinate institutions to improve their supervisory performance within their respective institutions; 6) strengthened communications with the CCDI and NSC branches at where the subordinate institutions are located, and improved supervisory coordination with the discipline inspection and supervision teams dispatched to the financial institutions administered by the central government, to achieve greater supervisory synergy within and outside the CSRC system; and 7) developed and launched a management module for the electronic



integrity record database as well as the officials integrity supervision system to raise supervisory efficiency.

**Ensuring long-term strict self-governance.** The CSRC redoubled Party conduct improvement, clean governance, and anti-corruption efforts within the CSRC system by vigorously investigating key cases in accordance with laws, regulations, and disciplinary rules to maintain strong and lasting deterrent effects. The CSRC also maintained an equally tough stance against violations of the *Eight-Point Regulation* to curb the resurfacing of perfunctory formalism, bureaucracy, hedonism and extravagance. In addition, the CSRC strictly held accountable those who performed poorly in anti-pandemic efforts. In 2020, the DDIO and the disciplinary inspection commissions of subordinate institutions imposed 114 disciplinary sanctions and 363 organizational punishments. Combining strict oversight with compassionate guidance and practicing “Three Distinctions” in weighing disciplinary sanctions, the CSRC held frequent conversations with Party members to correct and motivate them and warned or punished 688 individuals through the “Four Forms” of discipline supervision during the year. These cases in turn helped the CSRC to improve existing practices and close loopholes. The CSRC held a disciplinary awareness conference across the CSRC system to inoculate staff against corruption. To provide greater organizational safeguards for the effective exercise of supervisory powers, the CSRC offered rotational training to all disciplinary inspection commission secretaries and key discipline inspection officials through online lectures, offline intensive training, and on-the-job training. The CSRC also conducted day-to-day educational and supervisory activities, including drafting and organizing headquarters-wide study of the *CSRC Headquarters Handbook on Clean Governance*.

**Promoting coordination in disciplinary inspections at different levels to expand the breadth and depth**

**of the disciplinary inspections and audits.** The CPC CSRC Committee organized the fifth round of regular inspection, covering 14 subordinate institutions within in the CSRC system, or nearly 70% of the total. The CSRC tested coordinated inspections across different levels and expanded the scope of the pilot lower-level inspection program to five subordinate institutions. Moreover, the CSRC held joint audit meetings for more proactive and better-planned audits. Specifically, the CSRC carried out economic responsibility audit on 17 officials from 16 subordinate institutions, including combined inspection-audit in 5 of these organizations, and arranged meetings with the principal persons-in-charge of 10 subordinate institutions regarding the audit results to regulate officials’ exercise of powers and translate audit results into meaningful improvements. Increasing the breadth and depth of inspection and audit, the CSRC performed thematic audit on five subordinate institutions regarding the management of cash assets and on three futures exchanges regarding the payment of fees for the “insurance + futures” scheme and the reduction of transaction fees.

## Building Party Organizations

**Strengthening the team of officials.** The CSRC studied and implemented the key messages of General Secretary Xi Jinping’s speeches at the 21st collective study session of the CPC Central Political Bureau and at the opening ceremony of the Party School of CPC Central Committee’s training program for young and middle-aged officials. In particular, in line with the Party’s organizational doctrines in the new era and the general principle of placing officials under the Party’s stewardship, the CSRC duly enforced the leadership evaluation criteria in the new era to create a team of high-quality regulatory officials who are loyal to the Party, have moral

integrity, and demonstrate a keen sense of responsibility. Prioritizing political loyalty and strict political review, the CSRC assessed and selected officials based on how they performed on the frontline of controlling Covid-19, promoting the recovery and growth of the real economy, reducing poverty, and advancing comprehensive reforms. In addition, in optimizing the leadership structure at all levels, the CSRC created a leadership-team building plan and introduced innovative approaches to recommend and elevate outstanding young men and women to deputy-level positions. In raising officials' professional, governance, and problem-solving skills, the CSRC made job rotations a regular program and took full advantage of the supervisory functions of inspections and audits and the training opportunities provided by temporary posts in hardship areas. In promoting sense of responsibility, the CSRC strictly enforced the *Regulations on Evaluating the Performance of Party and Government Leaders*; enhanced the content and methods of evaluation to ensure that it is result-oriented, reward excellent leaders who take responsibility proactively, and penalize those who underperform; and ensured the evaluation results matter to make such evaluations an effective guidance tool.

**Strengthening primary-level Party organizations.**

To implement General Secretary Xi Jinping's instructions on Party-building at the primary level, the CSRC held a system-wide meeting to publicize the United Front Work, issued the key Party-building tasks, enhanced the leadership body of Party-building programs, and leveraged the deliberative and coordination functions of the Party-building leadership group to promote Party-building and strict Party self-governance within the CSRC system. Setting up the headquarters as a model for subordinate institutions, the CSRC helped them build Party branches to the same standards and endowed with a strong political function, a strong leadership group, a strong team of Party members, and a strong functional role. In addition, the CSRC helped the subordinate institutions to duly implement the *Regulations on the Activities of Primary-*

*Level Party Organizations* and strengthened Party-building activities at industry associations to make those activities more relevant and effective. The CSRC also improved the mechanism through which Party conduct and clean governance programs and Party committee secretaries' Party-building performance are evaluated, in addition to establishing, at regional offices, point of contact for Party-building programs to enhance oversight and guidance. Recruitment of Party members, management of the use of Party membership fees, and Party-related statistical works also received due priority, as the CSRC promptly disbursed those fees as anti-Covid-19 funds to subordinate institutions, following the instruction of the CPC Central Committee, organized Party members to make donations voluntarily, and encouraged primary-level Party organizations and Party members to contribute in their own way to containing the pandemic.

**Strictly managing and supervising officials.**

In line with the instructions of General Secretary Xi Jinping and the directives of the Fifth Plenary Session of the 19th Central Commission for Discipline Inspection, the CSRC managed and supervised officials in a comprehensive and rigorous manner. In particular, the CSRC implemented all the planned tasks for achieving full and strict Party self-governance, improved supervisory cooperation between the CPC CSRC Committee and the DDIO, and enhanced oversight of the exercise of powers to ensure the CPC CSRC Committee fulfills its mandates and the DDIO fulfills its supervisory responsibilities. The CSRC focused its supervisory efforts on the political performance of leaders in key positions, especially the top leaders, reassigned underperforming officials, and exercised strict oversight of the subordinate institutions by extending supervision to one lower level and monitoring to two lower levels. In addition, the CSRC held meetings with some of those top leaders to assign and delegate the tasks for strict Party self-governance and official supervision. The CSRC also conducted effective day-to-day supervision; offered advice and guidance to officials; strictly enforced

the rules regarding holding concurrent positions, making investments, and privately contacting regulated entities; strengthened the management and supervision of departing officials; and using reminders, inquiry letters, and admonitions to prevent minor issues from turning into major ones. Moreover, the CSRC strengthened the staff's reporting of personal information, with a view to correcting lack of diligence or non-conformant reporting, raising the

quality and efficiency of its activities, and avoiding the promotion of problematic officials. Furthermore, the CSRC enhanced supervision over the appointment of officials through the "one report and two reviews" system and targeted inspections, in order to improve the selection and appointment of officials throughout the CSRC system and create an upright political environment.





## Market Overview

Multi-Tiered Equity Market

Exchange Bond Market

Futures and Derivatives Market

Fund Market

Financial Institutions in Capital Markets



## Multi-Tiered Equity Market

### Exchange Stock Market

**Market size.** As of the end of 2020, there were 4,154 companies listed on the Shanghai Stock Exchange (SSE) and the Shenzhen Stock Exchange (SZSE) (Figure 3-1), 377 more than the year before, consisting of 2,053 on the Main Board, 994 on the Small and Medium-Sized

Enterprise Board (SME Board), 892 on the ChiNext, and 215 on the Science and Technology Innovation Board (STAR Market). Total market capitalization of the two exchanges was RMB 79.72 trillion, an increase of 34.46% year-on-year. Total free-float market capitalization rose by 33.12% to RMB 64.36 trillion; it accounted for 80.73% of the total market capitalization. The total market capitalization of the two exchanges represented 78.46% of China's GDP in 2020 (Figure 3-2), ranking second in the world. (Table 3-1).

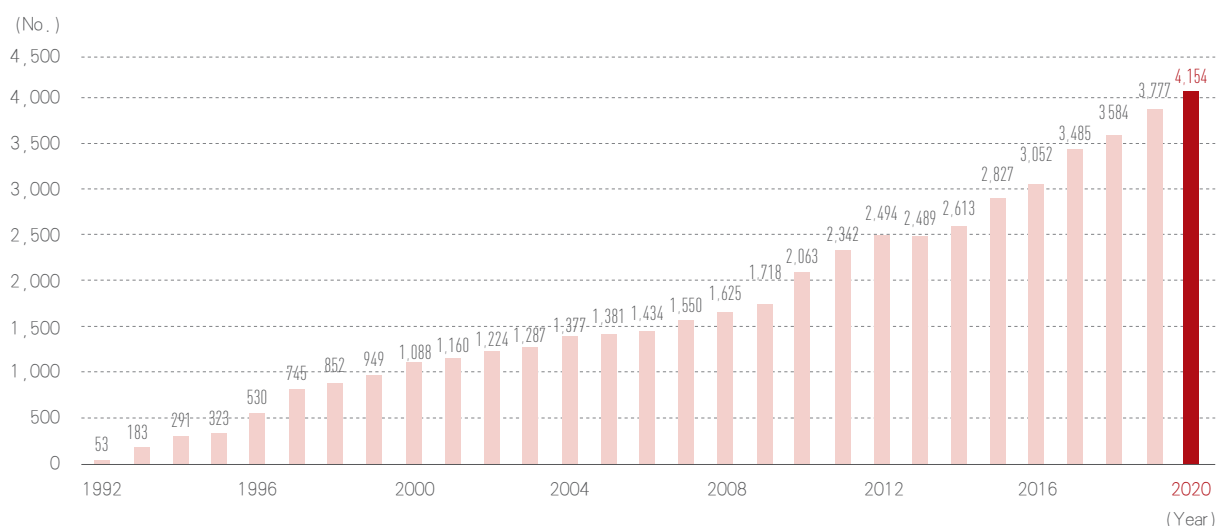


Figure 3-1 Number of Domestically Listed Companies (1992—2020)

Source: CSRC.

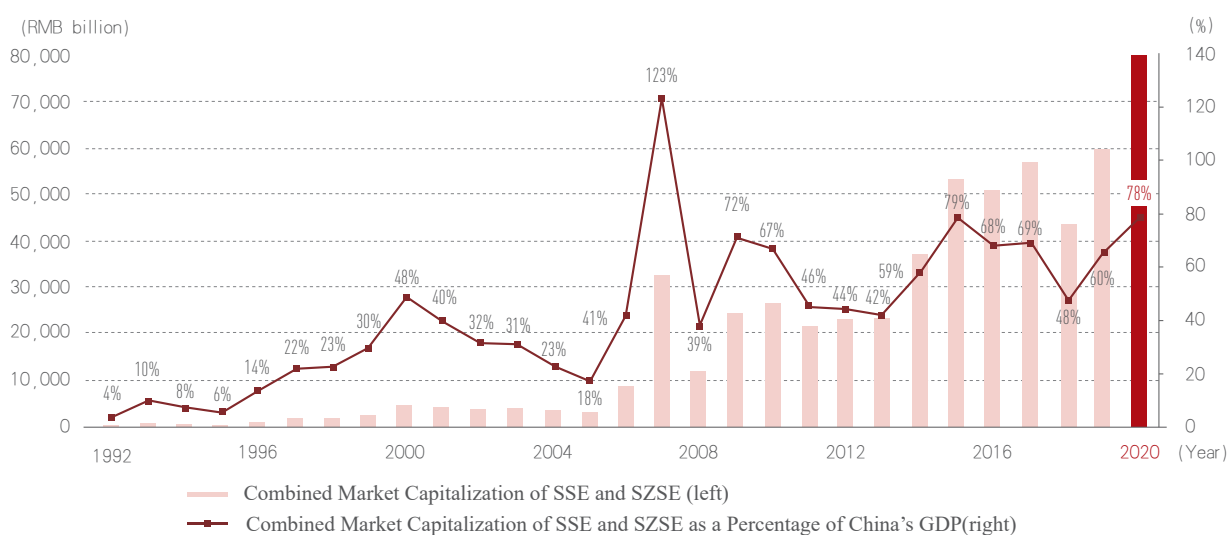


Figure 3-2 Combined Market Capitalization of SSE and SZSE and as a Percentage of China's GDP (1992—2020)

Source: CSRC.

Table 3-1 Rankings of Stock Exchanges by Market Capitalization as of end-December 2020

Ranking by Country/Region				Ranking of Stock Exchanges		
Rank	Country/Region	Continent	Market Cap (USD billion)	Rank	Stock Exchange	Market Cap (USD billion)
1	U.S.	North America	45,293.1	1	NYSE Euronext (U.S.)	26,232.7
2	Chinese Mainland	Asia	12,214.5	2	NASDAQ	19,060.4
3	Japan	Asia	6,718.2	3	Shanghai Stock Exchange	6,976.0
4	Hong Kong, SAR(China)	Asia	6,130.4	4	Tokyo Stock Exchange	6,718.2
5	France	Europe	5,443.9	5	HKEX	6,130.4
6	United Kingdom	Europe	4,045.6	6	NYSE Euronext (Europe)	5,443.9
7	Canada	North America	2,608.4	7	Shenzhen Stock Exchange	5,238.5
8	Germany	Europe	2,284.1	8	London Stock Exchange	4,045.6
9	South Korea	Asia	2,176.2	9	Toronto Stock Exchange	2,608.4
10	Switzerland	Europe	2,001.6	10	National Stock Exchange of India	2,552.5

Source: WFE.

**Stock issuance.** In 2020, RMB 1,541.7 billion was raised on the SSE and the SZSE (Figure 3-3), up 13.91% YoY. This total comprises RMB 474.2 billion from 394 IPOs on the A-share market<sup>①</sup> and RMB 1,067.5 billion from follow-on offerings. By the type of follow-on offerings, RMB 2.6 billion was raised from follow-on public offerings,

RMB 520.8 billion from private placements with cash consideration, RMB 354.5 billion from private placements with in-kind consideration, RMB 51.3 billion from rights issues, RMB 18.7 billion from issuance of preferred stocks, and RMB 119.5 billion from convertible debt-to-equity swaps.

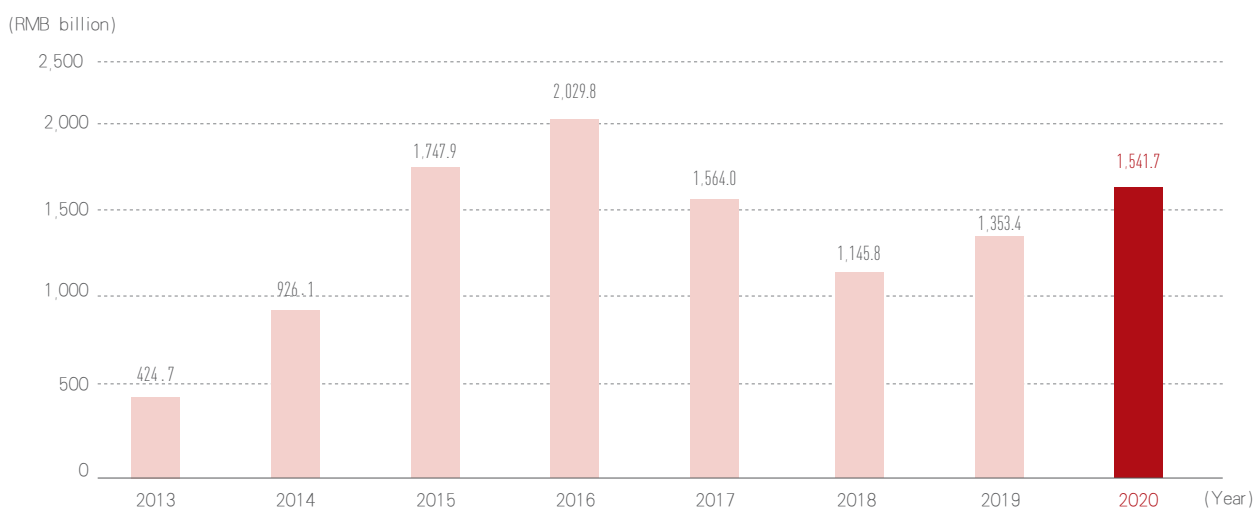


Figure 3-3 Funds Raised in A-Share Market (2013—2020)

Source: CSRC.

Note: Figures here refer to capital raised on the A-share market through IPOs, follow-on offerings (including public offerings and private placements with cash or in-kind consideration), rights issues, exercise of warrants, preferred stocks, convertible debt-to-equity swaps, etc. at the date of listing.

<sup>①</sup> A-share stocks, or RMB-denominated common stocks, are common stocks issued in Chinese mainland by domestic companies for subscription and trading in RMB by domestic institutions, organizations and individuals (residents of Hong Kong SAR, Macao SAR and Taiwan Area living in the mainland have been allowed to open A-share accounts starting from April 1, 2013).



**Stock trading.** In 2020, the SSE Composite Index rose by 13.87% and the SZSE Composite Index by 35.20% (Figure 3-4). The SSE Composite Index had an average amplitude of 27.15% in 2020. The combined average daily turnover of the SSE and the SZSE was

RMB 851.133 billion (Figure 3-5), up RMB 328.937 billion or 62.99% from 2019. The annual turnover ratios of the SSE and the SZSE moved up by 64.90 and 100.94 percentage points, respectively, compared with 2019.

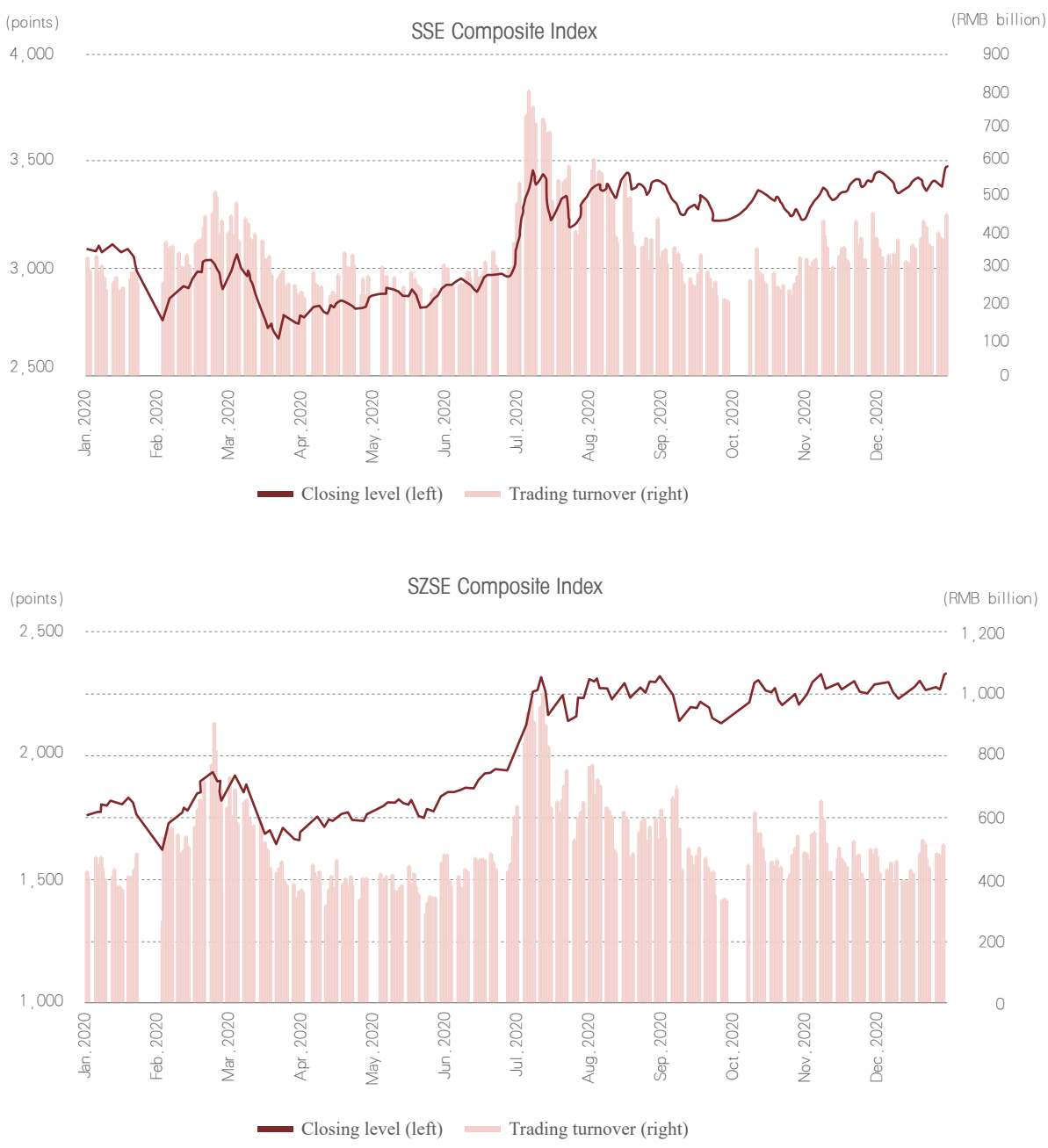


Figure 3-4 SSE Composite Index and SZSE Composite Index in 2020

Source: CSRC Central Regulatory Information Platform.

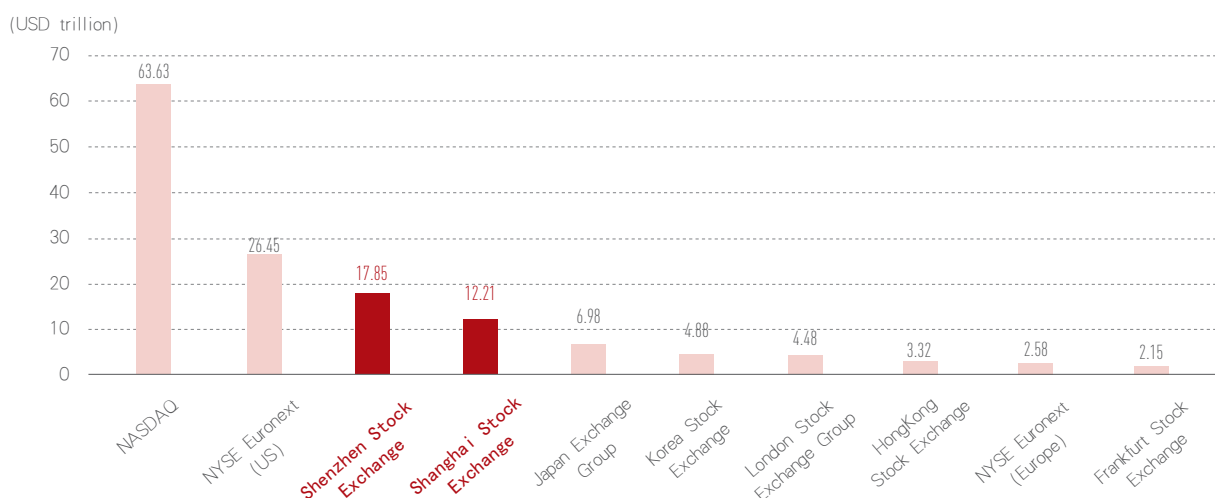


Figure 3-5 Stock Market Turnover by Exchange in 2020

Source: WFE.

**Improving the IPO regime.** The CSRC continued to deepen reforms on the STAR Market by issuing the *Guidelines for the Evaluation of STAR Market Issuer Attributes and the Measures for the Administration of Registration of Securities Offering by STAR Market Companies (Trial)* and facilitating the launch of the STAR 50 Index and index funds including STAR 50 ETF. By end-2020, the STAR market boasted 215 listed companies valued at RMB 3.35 trillion, which together raised RMB 305 billion from IPOs. The CSRC facilitated the issuance of the first Chinese Depositary Receipts (CDRs) on the STAR Market and duly supervised the depositaries in the pilot program. The CSRC continued to reform the ChiNext. These efforts included the release and taking effect on June 12, 2020 of the key rules for the registration-based IPO system for the ChiNext, such as the *Measures for the Administration of Registration of Initial Public Offering of Shares on ChiNext (Trial)*, *Measures for the Ongoing Supervision of ChiNext Companies (Trial)*, *Measures for the Administration of Sponsorship Services in the Issuance and Listing of Securities*, and related supporting rules, which facilitated a smooth transition process from the former

approval-based IPO system. These reforms and the pilot registration-based IPO system formally took effect on August 24, when the first batch of 18 companies was listed under the new system. By the end of 2020, this number was increased to 63 companies, who raised RMB 66.033 billion from the process and reached a total market capitalization of RMB 1.22 trillion.

**Optimizing the review of proposed M&As and restructurings.** The CSRC expanded the fast-track review system for small-value deals and improved the supporting financing arrangements to help listed companies become stronger and healthier through M&As and restructurings. At the same time, the CSRC closely monitored M&A transactions with high valuation, goodwill, and performance commitments to prevent risks. Review efficiency was improved as the process now took an average of 41 days. By the end of 2020, the market saw 2,828 M&A deals with an aggregate transaction value of RMB 1.66 trillion, ranking among the top in the world. Of this total, the CSRC approved 79 deals valued at RMB 0.35 trillion.

**Updating delisting rules.** The *Implementing Plan for Improving the Delisting Mechanism of Listed Companies* was approved in November 2020 at the 16th meeting of the Central Committee for Comprehensively Deepening Reform. As a follow-up to this meeting, the CSRC advised the SSE and the SZSE on amending their stock listing and other related rules, and fine-tuned the delisting criteria, simplified the procedures, and enhanced delisting supervision and risk warnings. Through strengthened supervision, the CSRC aimed to ensure all companies unfit for continued public trading will be delisted. In addition, the CSRC encouraged listed companies to more efficiently use existing assets and reduce risks through post-restructuring re-listing and replacement of principal business. As a result, 31 companies were variously delisted in 2020, the delisted size of which has set a new record.

**Implementing the *Opinions of the State Council on Further Raising the Quality of Listed Companies* (the “*Opinions*”).** Following the official release of the *Opinions* in October 2020, the CSRC began to reform the delisting system, launched a corporate governance improvement program, and addressed instances of funds misappropriation and non-compliant guarantees according to category-based resolution schemes. It published detailed interpretation of the *Opinions* through CCTV news and newspaper columns to build positive public sentiment. It also organized six regional experience-sharing meetings, where provincial-level finance departments and state-owned assets supervision and administration authorities shared their best practices

and experiences in implementing the *Opinions* as well as illustrative cases on risk mitigation, so as to enhance regulatory synergy. Additionally, the CSRC helped local governments develop supporting documents to ensure the guiding principles of the *Opinions* are complied with nationwide.

## National Equities Exchange and Quotations

**Market size.** The National Equities Exchange and Quotations (NEEQ) featured 8,187 admitted companies by end-2020, which had a combined market capitalization of RMB 2.65 trillion and an average P/E ratio of 21.10 (Table 3-2). Of these companies, 41 were on the Select Tier, 1,138 on the Innovation Tier, and 7,008 on the Base Tier. Notably, the total market capitalization and average P/E ratio of the Select Tier was RMB 84.807 billion and 28.10, respectively. The market as a whole had 1,658,200 qualified investors, 7.12 times that at the end of 2019. In 2019, NEEQ-admitted companies registered a total operating revenue of RMB 1,499.406 billion<sup>①</sup> (+9.98% YoY) and a net profit of RMB 71.881 billion (+14.29%).

**Issuance.** In 2020, 674 NEEQ-admitted companies completed 716 stock issues and raised RMB 33.850 billion (+27.91% YoY) and 675 private placements with RMB 23.287 billion raised. M&A and restructuring transactions amounted to RMB 8.997 billion (-25.71%). The average daily turnover of the secondary market over the year was RMB 533 million (+57.44%); the annual turnover ratio was 9.90%, gaining 3.90 percentage points from the year before.

① Data from 6,955 NEEQ-admitted companies that disclosed annual reports as of April 30, 2020.

Table 3-2 NEEQ Market

	2019	2020	YoY change
Admitted Companies	8,953	8,187	-8.56%
Capital Stock (billion shares)	561.629	533.528	-5.00%
Capitalization (billion yuan) <sup>①</sup>	2,939.960	2,654.231	-9.72%
Number of Issues	637	716	12.40%
Shares Issued (billion)	7.373	7.454	1.10%
Funds Raised (billion yuan)	26.463	33.85	27.91%
Turnover (billion yuan)	82.569	129.464	56.79%
Trading Volume (billion shares)	22.02	26.042	18.27%
Turnover Ratio	6%	9.9%	65.00%
P/E Ratio	19.74	21.1	6.89%
Institutional Investors	42,700	57,400	34.43%
Individual Investors	190,200	1,600,800	741.64%

Source: NEEQ.

Table 3-3 NEEQ-Admitted Companies by Sector

Sector	End of 2019		End of 2020				
	Number	% of Total	Select Tier	Innovation Tier	Base Tier	Total	% of Total
Manufacturing	4,409	49.25	29	533	3,454	4,016	49.05
Telecom, software, and IT	1,725	19.27	6	237	1,362	1,605	19.60
Leasing and commercial services	465	5.19	1	44	377	422	5.15
Scientific research and technological services	442	4.94	1	60	332	393	4.80
Wholesale and retail	400	4.47	1	49	312	362	4.42
Construction	304	3.40	0	53	227	280	3.42
Culture, sports, and entertainment	202	2.26	0	26	163	189	2.31
Agriculture, forestry, husbandry, and fishery	200	2.23	0	31	158	189	2.31
Water, environment, and public facilities management	161	1.80	2	26	124	152	1.86
Transport, warehousing, and postal service	156	1.74	0	22	126	148	1.81
Finance	115	1.28	0	13	91	104	1.27

① The total market capitalization in 2020 is calculated based on the adjusted formula under the *Guidelines on the Standards of Statistical Indicators for the Securities and Futures Industry (2019 Revision)*.

Continued

Sector	End of 2019		End of 2020				
	Number	% of Total	Select Tier	Innovation Tier	Base Tier	Total	% of Total
Utilities (electricity, heat, gas, and water production and supply)	111	1.24	1	17	83	101	1.23
Real estate	71	0.79	0	11	49	60	0.73
Education	70	0.78	0	3	58	61	0.75
Healthcare and social services	38	0.42	0	8	26	34	0.42
Mining	32	0.36	0	2	23	25	0.31
Accommodation, food and beverage	28	0.31	0	1	27	28	0.34
Residential services, maintenance, and other services	24	0.27	0	2	16	18	0.22
Total	8,953	100.00	41	1,138	7,008	8,187	100.00

Source: NEEQ.

**Reforms.** The CSRC released the *Standards for the Contents and Formats of Information Disclosure by Unlisted Public Companies No. 11—Prospectus for the Public Offering of Shares to Unspecific Qualified Investors* and other rules to support NEEQ reforms, refined the share offering system, and greenlighted public offering to unspecified qualified investors. Market structure was improved with the creation of the Select Tier, which is designed to host promising, high-quality NEEQ-admitted companies that had completed public offering. The CSRC also issued the *Guiding Opinions on Board Transfer and Listing by Companies Admitted to the National Equities Exchange and Quotations* to establish the board transfer and listing mechanism and improve the linkage of China's multi-tiered capital markets. The NEEQ officially launched the Select Tier on July 27, 2020, featuring 32 companies in the inaugural wave. By the end of 2020, 41 companies had completed public offering and made onto the Select Tier, raising a total of RMB 10.562 billion (including over-allotment options).

### Regional Equity Markets

The new *Securities Law*<sup>①</sup> is the first domestic law to clarify the statutory position and functions of regional equity markets, affirming that they are a vital part of China's multi-tiered capital markets system. The pilot programs for institutional and business innovation of regional equity markets were off to a strong start, as share transfers following equity and venture capital investment were now possible on a pilot basis. The institutional foundation continued to strengthen with further clarification on matters such as convertible bonds, which helps prevent and diffuse risks and create stable and orderly markets. By end-2020 the 34 regional equity markets in China featured 34,700 admitted companies (including 13,600 joint-stock companies), helping micro-, small- and medium-sized businesses raise RMB 288.4 billion in 2020 alone. Cumulative capital raised in these markets over the years totaled RMB 1.42 trillion (including RMB 0.29 trillion from equity financing).

<sup>①</sup> In this report, the new *Securities Law* refers to the *Securities Law of the People's Republic of China* which was amended for the second time in December 2019 and put into effect on March 1, 2020.

## Exchange Bond Market

### Market Review

**Market size.** As of the end of 2020, the nominal value of outstanding exchange-traded bonds stood at RMB 16.33 trillion (Figure 3-6) (+28.60% YoY), representing 14.13% of the national bond market. The value of outstanding

non-financial corporate bonds—i.e., corporate bonds, convertible bonds, exchangeable bonds, and ABS—on the exchange market totaled RMB 11.35 trillion (+28.31%), accounting for 41.38% of the market total. The 20,497 bond products on the exchange bond market at end-2020 comprised 2,154 government bonds, 24 policy bank bonds, 1,975 enterprise bonds (including railway bonds), 9,837 corporate bonds, 370 convertible bonds, 109 exchangeable bonds, and 6,028 asset-backed securities.

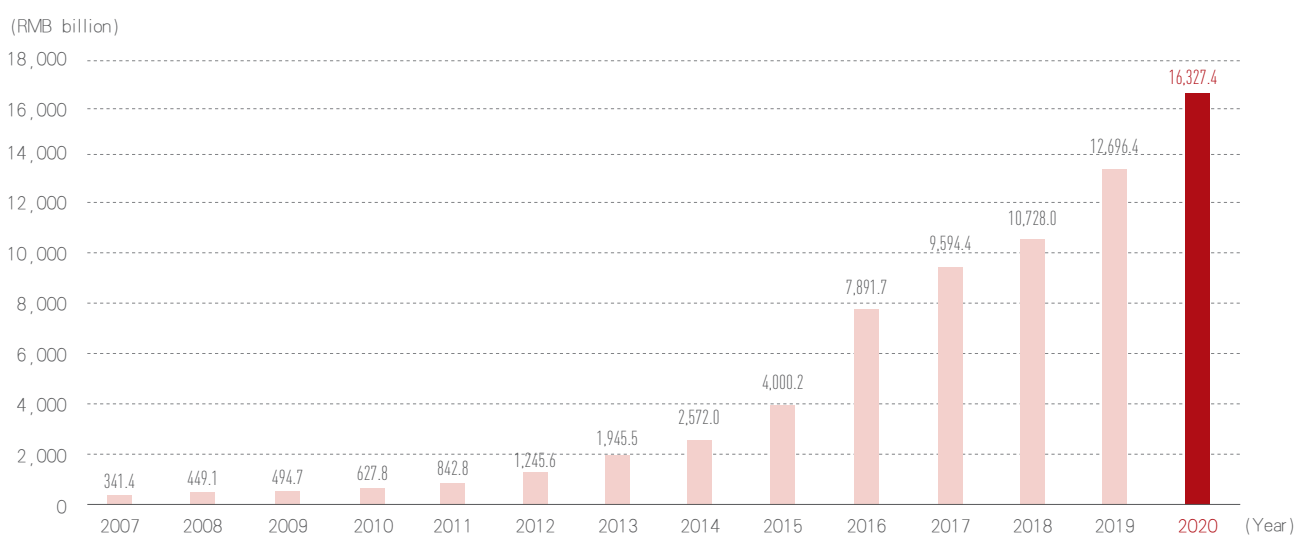


Figure 3-6 Nominal Value of Exchange-Traded Bonds

Source: CMSMC.

**Fund-raising.** In 2020, 6,292 bonds (specifically corporate bonds, ABS, local government bonds, and policy bank bonds) were issued on the exchange bond market, raising RMB 8.48 trillion (Figure 3-7) (+17.77% YoY) and accounting for 14.98% of the total proceeds raised from the national bond market. Amount raised within the year net of repaid principals was RMB 6.18 trillion (+18%), or 34.21% of the total net proceeds from the national bond market. Specifically, non-financial companies raised a gross total of RMB 4.29 trillion (+29.35%) and a net total of RMB 2.80 trillion (+38.43%) from the exchange bond market, representing 32.07% of the gross proceeds and 65.02% of the net proceeds raised

from non-financial corporate bonds. By type of products, 4,196 corporate bonds raised RMB 4.53 trillion (+34%)—including RMB 3.45 trillion (+33.77%) issued by non-financial enterprises—1,355 ABS RMB 1.46 trillion (+45.83% YoY), 712 local government bonds RMB 2.42 trillion, and 25 policy bank bonds RMB 67.5 billion.

### Driving Innovation in Bond Products

The exchange bond market continued to promote innovation in bond products (Table 3-4) to support national strategies and the real economy. For its part, the CSRC vigorously developed the green finance market:

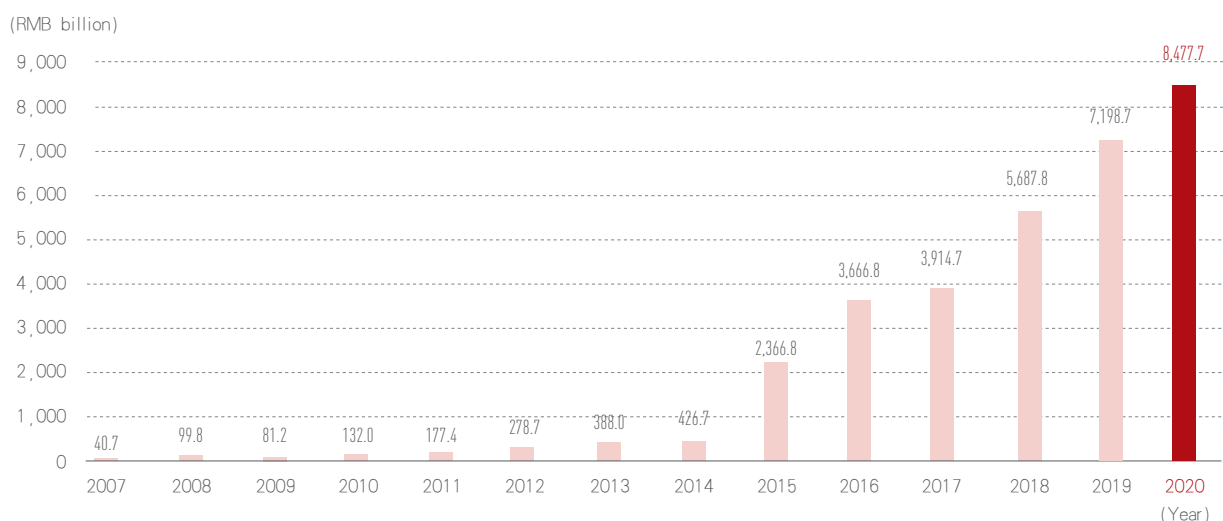


Figure 3-7 Funds Raised by Exchange-Traded Bonds

Source: CMSMC.

105 green bonds (including ABS) amounting to RMB 90.582 billion were issued on the exchange market in 2020. Bond financing was also made easier than ever for innovative startups, who issued 22 corporate bonds for innovation and entrepreneurship in 2020 with an issue size of RMB 12.520 billion. Through market-based approaches, the CSRC continued to support bond financing by the private sector and helped the market restore confidence in the bonds they issue, culminating in the rollout of 73 credit protection contracts and certificates with a total nominal principal of RMB 7.125 billion, for bond issues totaling RMB 59.387 billion. The

extendible-bond pilot, launched to lower the financing hurdles for the real economy, gained momentum as 300 extendible bonds were issued for RMB 435.490 billion. Furthermore, the CSRC assisted SMEs in raising capital by tapping into the creditworthiness of the “core” enterprises that they do business with, leading to the issuance of 553 supply chain ABS for RMB 310.472 billion. Moreover, the CSRC promoted the development of real estate lease-backed securities to improve the utilization rate of those assets and capital, as a total of 10 such ABS were issued for RMB 9.804 billion.

Table 3-4 Innovative Products on the Exchange Bond Market in 2020

Product	Issues	Amount (RMB billion)
Green bond (including ABS)	105	90.582
Corporate bonds for innovation and entrepreneurship	22	12.520
Credit protection contract and certificate	73	59.387
Extendible bond	300	435.490
Supply chain ABS	553	310.472
Real estate lease ABS	10	9.804

Source: CMSMC, SSE, SZSE.

### **Creating a Robust Asset Securitization Market**

In line with policies on supporting the real economy, the CSRC supported the securitization of various eligible assets and the subsequent issuance of those securities on the exchange bond market. 2020 saw the issuance of RMB 1.46 trillion of securities backed by corporate assets, representing 44.20% of the exchange ABS market. Notably, building on the experiences with corporate ABS, the CSRC continued to promote securitization of intellectual property: 9 IP ABSs were launched on the exchange bond market in 2020, raising RMB 2.718 billion for a YoY growth of 61.31%.

### **Optimizing the Product Structure of the Exchange Bond Market**

The CSRC encouraged the offering of local government bonds and policy bank bonds on the exchange bond market to improve the market's product structure. As directed by the State Council regarding better regulation of local government debts, the CSRC strove to build a sustainable local-government-debt market and ensure fiscal policies are effectively transmitted. In 2020, RMB 2.42 trillion worth of local government bonds were issued on the exchange market, representing 37.49% of the total value of this market. To steadily increase the share of government-backed bonds on the exchange market and optimize the structure of collateral in repo transactions, the CSRC actively worked with authorities including the People's Bank of China (PBoC) to increase the number of policy bank bonds issued on the exchange market. In 2020, the market saw the issuance of RMB 67.5 billion worth of policy bank bonds, consisting of RMB 57.5 billion of CDB (China Development Bank) bonds and RMB 10 billion of ADABC (Agricultural Development Bank of China) bonds.

### **Enhancing the Institutional Foundations of the Exchange Bond Market**

**Connecting financial infrastructures.** The CSRC and the PBoC co-released the *Announcement [2020] No. 7 of the People's Bank of China and the China Securities Regulatory Commission* to formally allow connection between the infrastructures and institutions of the interbank bond market and those of the exchange bond market, helping create a more integrated bond market.

**Revising the *Administrative Measures for the Offering and Trading of Corporate Bonds*.** In March 2020, the CSRC released the *Notice on Implementing a Registration System for the Public Issuance of Corporate Bonds*, confirming that public issuance of corporate bonds would switch to a registration-based system. In accordance with related provisions in the revised *Securities Law* and this *Notice*, the CSRC revised the *Administrative Measures for the Offering and Trading of Corporate Bonds*, the public comment phase for which was completed on September 6, 2020.

**Advancing the infrastructure REIT pilot.** In April 2020, the CSRC and the National Development and Reform Commission (NDRC) jointly issued the *Notice on Advancing the Pilot Program of Infrastructure Real Estate Investment Trusts (REITs)*, signaling the launch of the pilot program. The *Guidelines on Public Offered Infrastructure Securities Investment Funds (Trial)*, released by the CSRC in August 2020 as a follow-up, details the definition of infrastructure REITs, how those funds should be operated, the responsibilities of fund managers, allocation of fund shares, investment rules, and relevant supervisory responsibilities.

**Harmonizing the disclosure rules for corporate debentures.** In collaboration with the PBoC and the NDRC, the CSRC formulated the *Measures for the Administration of Information Disclosure for Corporate Debentures*, which was released in December 2020 and took effect on May 1, 2021.



**Implementing filing-based management of credit rating services.** The new *Securities Law* has replaced the administrative approval for securities rating services with a filing-based system. Accordingly, the CSRC released the *Filing Rules for Engaging in Securities Services by Securities Service Providers* and rolled out a complementary filing system for credit rating agencies. In 2020 a total of 12 securities rating agencies completed their first filing of securities services.

**Facilitating cross-market mutual recognition of credit rating qualifications.** In 2020, to implement the policies under *Announcement [2018] No. 14 of the PBoC and the CSRC*, the CSRC approved China Chengxin International Credit Rating Co., Ltd. to engage in securities rating business. Following the termination of the administrative approval system for securities rating business, the CSRC processed China Chengxin's first securities-service filing.

**Improving market- and rule-based bond default resolution mechanisms.** In July 2020, the CSRC, the PBoC, and the NDRC jointly released the *Notice on the Resolution of Corporate Debenture Defaults*, which

provides the basic principles and procedures governing the resolution of bond defaults. The CSRC introduced the transfer and anonymous auction of defaulted bonds to solve their liquidity problem. Additional debt management tools were rolled out to enable issuers to recall their bonds through public offers or replace existing bonds with new ones to reduce repayment pressure and credit risks. In addition, the CSRC assisted the Supreme People's Court in releasing the *Minutes of the Symposium on Trial of Bond Dispute Cases by National Courts*, which clarifies several key issues in the trial of bond disputes and provides investors with accessible, law-based channels for obtaining remedies in bond defaults.

## Futures and Derivatives Market

**Products overview.** By the end of 2020, the market featured 90 products (Table 3-5), consisting of 62 commodity futures, 18 commodity options, 6 financial futures, and 4 financial options.

Table 3-5 Futures and Derivatives Products by Exchange

Exchange	Products
Shanghai Futures Exchange	Futures: copper, aluminum, zinc, lead, tin, nickel, gold, silver, steel rebar, steel wire rod, hot-rolled coils, fuel oil, bitumen, natural rubber, crude oil, wood pulp, stainless steel, TSR 20, LSFO, bonded copper Options: copper, gold, natural rubber, aluminum, zinc
Zhengzhou Commodity Exchange	Futures: strong gluten wheat, hard white wheat, cotton, sugar, early indica rice, japonica rice, late indica rice, rapeseed oil, rapeseed, rapeseed meal, apple, PTA, methanol, glass, thermal coal, ferrosilicon, silicon manganese, cotton yarn, urea, soda ash, Chinese jujube, polyester staple fiber Options: sugar, cotton, methanol, PTA, rapeseed meal, thermal coal
Dalian Commodity Exchange	Futures: corn, corn starch, No. 1 soybean, No. 2 soybean, soybean meal, soybean oil, RBD palm olein, egg, blockboard, fiberboard, LLDPE, PVC, polypropylene (PP), coke, coking coal, iron ore, ethylene glycol, ethenylbenzene, polished round-grained rice, LPG Options: soybean meal, corn, iron ore, LLDPE, PVC, PP, LPG

Continued

Exchange	Products
China Financial Futures Exchange	Futures: CSI 300 Index, SSE 50 Index, CSI 500 Index, 5-year China government bond (CGB), 10-year CGB, 2-year CGB Options: CSI 300 Index
Shanghai Stock Exchange	Options: SSE 50 ETF, Huatai-PineBridge CSI 300 ETF
Shenzhen Stock Exchange	Options: Jiashi CSI 300 ETF

Source: China Futures Market Monitoring Center (CFMMC), SSE and SZSE.

**Trading activities.** By the end of 2020, China's futures markets recorded total funds of RMB 882.024 billion (+58.59% YoY), with the number of active clients reaching 1,863,300 (+22.80% YoY). The daily average number of trading clients reached 553,700 (+14.61% YoY). By one-side statistics, 6.027 billion futures contracts were traded in 2020 (+53.70% YoY); turnover rose 50.49% to RMB 437.30 trillion (Figure 3-8). Of

this total, commodity futures accounted for a volume of 5.928 billion contracts (+53.78% YoY) and a turnover of RMB 322.00 trillion (+45.72% YoY); financial futures accounted for a volume of 99 million contracts (+48.66% YoY) and a turnover of RMB 115.30 trillion (+65.61% YoY). The trading volume or turnover of financial futures account for 1.61% and 26.35% respectively of the whole market.

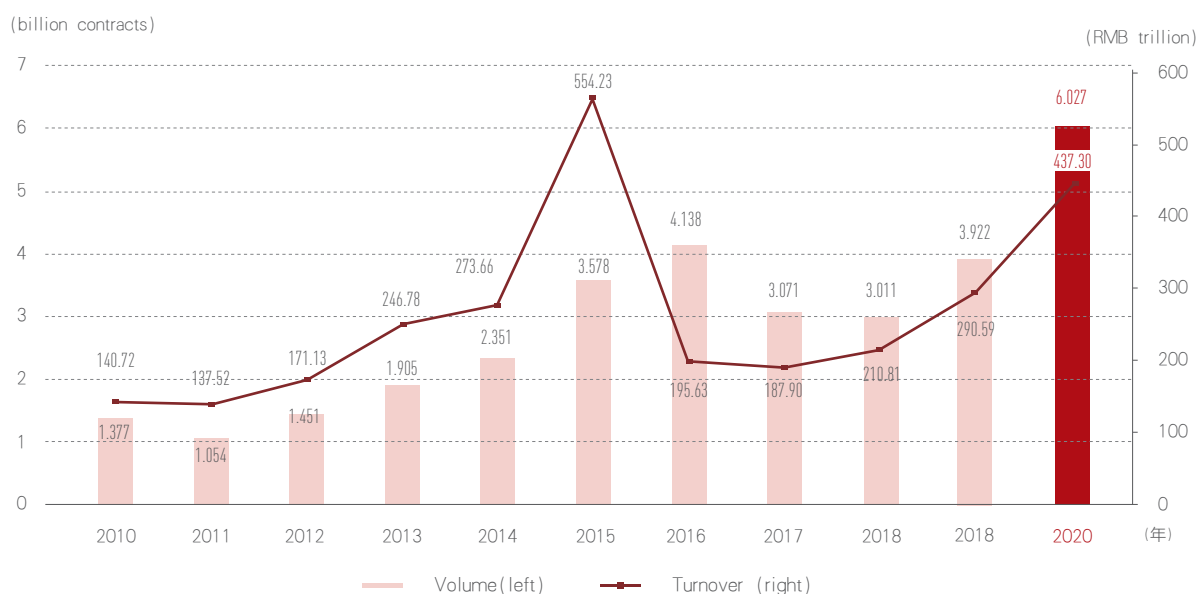


Figure 3-8 Trading Volume and Turnover of China's Futures Market (2010—2020)

Source: CFMMC.

In 2020, by one-side statistics, the options markets recorded a total volume of 1.187 billion contracts (+78.50% YoY) at a total turnover of RMB 1,033.484 billion (+176.17% YoY). Among them, commodity options contributed a volume of 109 million contracts

(+168.56% YoY) and a turnover of RMB 112.266 billion (+236.86% YoY); financial options contributed 1.078 billion contracts (+72.76% YoY) and RMB 921.218 billion (+170.04% YoY) (Table 3-6).

Table 3-6 Trading Volume and Turnover of Futures and Options and YoY Changes

Type	Futures				Options			
	Volume (million contracts)	Volume YoY Change	Turnover (RMB trillion)	Turnover YoY Change	Volume (million contracts)	Volume YoY Change	Turnover (RMB billion)	Turnover YoY Change
Commodity	5,928	53.78%	322.00	45.72%	109	168.56%	112.266	236.86%
Financial	99	48.66%	115.30	65.61%	1,078	72.76%	921.218	170.04%
Total	6,027	53.70%	437.30	50.49%	1,187	78.50%	1,033.484	176.17%

Source: CFMMC, SSE, SZSE.

**Investor base. In the futures markets,** institutional clients and retail clients traded 4.196 billion and 7.862 billion contracts (both sides), respectively, up 80.05% and 42.58% YoY. Total turnover was RMB 327.10 trillion for institutional clients and RMB 547.66 trillion for retail clients, up 74.53% and 39.06% YoY. Institutional clients represented 37.39% of the market-wide turnover, gaining 5.15 percentage points compared with 2019. **In the options markets,** institutional clients and retail clients traded 1.364 billion and 1.01 billion contracts (both sides), respectively, up 109.80% and 48.50% YoY. Total turnover was RMB 1,316.620 trillion for institutional clients and RMB 750.383 billion for retail clients, up 208.72% and 133.07%. Institutional clients made up 63.70% of the market-wide turnover.

**More complete range of futures and options products.** In 2020, the market welcomed 12 new futures and options products covering LPG, low-sulfur fuel oil, polyester staple fiber, bonded copper, and thermal coal, including some of the much-needed options, energy and chemical products. Also new for the year was the live hog futures on the Dalian Commodity Exchange. The listing process received further improvement: six options including aluminum and zinc were submitted for regulatory approval, approved for listing, and listed through consolidated process and within substantially

the same timeframe; and the market completed the first simultaneous listing of futures and options contracts with the introduction of LPG.

**Newly-established Market infrastructures and entities.** The CSRC formed the preparatory group on October 9 to spearhead the establishment of the Guangzhou Futures Exchange. The China Securities Commodity Indexes Co., Ltd. completed its regulatory approval and business registration. In accordance with the “trial first” policy, the CSRC prudently restarted the approval of futures companies. In particular, Shandong Gangxin Futures Co., Ltd. was approved for establishment on December 2, becoming the first futures company to do so following the industry remediation.

**Improving market rules and systems.** Aiming to support bank and insurance funds to participate in the futures market, the CSRC approved a select group of commercial banks and insurers to trade China government bond futures on a pilot basis. China’s five major commercial banks have all become members of the China Financial Futures Exchange and the market entry by insurers is also underway. The CSRC actively supported the legislative proceedings for the *Futures Law*, and updated a number of foundational market rules including the *Measures for the Administration of*

*Futures Exchanges, Measures for the Administration of the Professional Qualifications of Directors, Supervisors and Senior Managers of Futures Companies, Measures for the Administration of Segregation of Margin of Futures Companies, and the Rules on Opening Account for Clients in the Futures Market.* The CSRC also released the *Service Guidelines for Business Filing by Overseas Subsidiaries of Futures Companies* and revised the *Operational Guidelines for the Classification-Based Evaluation of Futures Companies 2020*. The CSRC

continued to systematically phase out and consolidate its rules as necessary, with two regulatory policies and four supervisory guidelines being discontinued within the year. The CSRC also approved four amended articles of association and trading rules of Dalian Commodity Exchange, China Financial Futures Exchange, and Shanghai International Energy Exchange, and reviewed 24 pre-change reports filed by futures exchanges involving changes to 71 detailed trading rules.

## Fund Market

### Public Funds

By the end of 2020, the total assets under management (AUM) of the 7,490 public funds (Table 3-7) operated by fund

management companies was RMB 19.91 trillion, including RMB 7.9 trillion from private asset management business of fund companies and their subsidiaries, RMB 1.37 trillion of social security funds, RMB 587.65 billion of basic pension funds, and RMB 1.40 trillion of corporate annuities (including enterprise annuity and occupational annuity). A total of 1,412 public funds were registered in 2020.

Table 3-7 Number of Securities Investment Funds at End of 2020

Close-ended Fund	Open-Ended Fund						Total
	Equity Fund	Hybrid Fund	Money Market Fund	Bond Fund	QDII	Others	
1,086	1,289	3,030	324	1,569	166	26	7,490

Source: AMAC.

### Private Funds

By the end of 2020, there were 96,852 private funds (+18.5% YoY) registered with the Asset Management Association of China (AMAC), with a total AUM of RMB 15.97 trillion (+13.4% YoY). Of this total, 53,793 were run

by 8,908 private securities fund management companies with a total AUM of RMB 3.78 trillion, 40,261 by 14,986 private equity and venture capital fund management companies with a total AUM of RMB 11.15 trillion, and 2,786 by 658 other types of management companies with a total AUM of RMB 1.04 trillion.

## Financial Institutions in Capital Markets

### Securities Companies

There were 138 securities companies in operation at the end of 2020. Together they had total assets of RMB 8.90 trillion (on an unaudited basis here and hereinafter), net assets of RMB 2.31 trillion, and annual net profit of RMB 157.534 billion.

### Futures Companies

At the end of 2020, there were 149 licensed futures companies operating in China with a total registered capital of RMB 86.251 billion, total assets (including client assets) of RMB 984.825 billion, net assets of RMB 135.001 billion, client margin of RMB 821.582 billion, and realized annual net profit of RMB 8.637 billion.

### Fund Management Companies

**Public funds.** There were 133 fund management companies at the end of 2020. Their total assets reached RMB 263.8 billion, total net assets RMB 191.8 billion, and annual net profit RMB 37.474 million. In 2020, 1,412 public funds were newly registered. At the close of 2020, total AUM of the industry was RMB 19.91 trillion; outstanding AUM of private asset management schemes of securities fund management companies was RMB 16.77 trillion.

**Private funds.** 24,561 private fund management companies were registered with AMAC at the end of 2020. In particular, 157,900 of their employees were registered as full-time employees on AMAC's Industry Professional Management Platform, of which 145,700 were licensed.

Average AUM of private fund management companies was RMB 753 million.

### Securities Investment Advisory Firms

By the end of 2020, there were 83 securities investment advisory firms operating in China with total assets of RMB 14.244 billion, total revenue of RMB 9.729 billion, and net profit of RMB 1.003 billion.

### Service Providers

The *Filing Rules for Engaging in Securities Services by Securities Service Providers* was issued on July 24, 2020, and came into effect on August 24, 2020. The filing of law firms providing securities-related legal services were conducted in an orderly manner. By the end of 2020, 287 law firms had completed their first filing.

Similarly, 54 accounting firms, from 13 provincial-level regions (e.g., Beijing and Shanghai), that were qualified to offer securities services had completed the filing by the end of the year. Together they had 858 branches nationwide and employed 33,100 certified public accountants (CPAs) —30.06% of all CPAs in China.

Filing was also completed by 102 asset appraisal firms qualified to offer securities services in 17 provincial-level regions, including Beijing and Shanghai. They operated a total of 522 branches in all provincial-level regions except Qinghai and employed 6,595 certified asset appraisers, or 16.23% of the national total.

Lastly, 12 rating agencies qualified to offer securities services completed the filing. They had a total revenue of RMB 2.618 billion (including RMB 1.059 billion from the exchange market), total profit of RMB 959 million, and total assets of RMB 3.394 billion.





## Serving the Real Economy

Supporting Covid-19 Response and Economic Reopening

Driving Technological Innovation

Reducing Poverty

Promoting Green Development





## Supporting Covid-19 Response and Economic Reopening

**Developing special policies for the Covid-19 response.** The CSRC co-issued the *Notice on Further Strengthening Financial Support for Containing Novel Coronavirus Outbreak* with other government departments including the PBC, in response to the State Council Financial Stability and Development Committee's call for stabilizing market expectations, increasing monetary supply, offering targeted support, postponing maturity dates, and creating new financing instruments. The notice provides extraordinary financial support to the hardest-hit regions, enterprises, and investors to help them overcome their difficulties during the extraordinary period.

**Orienting the multi-tiered capital markets to support pandemic response and economic reopening.** China's capital markets reopened as usual in early-February 2020 immediately following the Chinese New Year, which helped stabilize market expectations. The CSRC opened special review channels, featuring streamlined processes and dedicated points of contact and application reviewers, to expedite the approval of share offering, M&A and restructuring, NEEQ admittance, and issuance of corporate bonds and asset-backed securities by companies based in Hubei and other severely affected areas and those seeking to raise funds for pandemic prevention and control. The CSRC supported the futures industry to launch innovative OTC contracts such as "mask options", "medical glove options", and "disinfectant options" to help stabilize the prices of medical supplies for fighting the Covid-19 pandemic and ensure sufficient production output. The CSRC also encouraged private fund management companies to

direct private capital to anti-pandemic medical equipment manufacturers and vaccine developers and producers.

**Extending process deadlines and reducing or exempting relevant fees for companies affected by the Covid-19 pandemic.** Regulatory matters such as information disclosure requirements were adjusted as necessary, allowing affected listed companies, NEEQ-admitted companies, and corporate bond issuers to postpone the publication of annual reports. For greater service efficiency, the CSRC streamlined the securities offering and NEEQ-admitting procedures to encourage the online submission of offering materials and remote filing and registration. Time limits for M&A and restructuring procedures were appropriately relaxed and the permits for stock and debt financing were extended within a reasonable time. The CSRC waived the annual listing fees payable by Hubei-based listed companies and NEEQ-admitted companies to stock exchanges and NEEQ for the year 2020, as well as the annual membership fees and trading seat fees payable by Hubei-based futures companies to futures exchanges. Risk-based regulatory standards were also suitably relaxed for securities, fund, and futures companies in the hard-hit areas.

**Advocating fulfillment of social responsibility by listed companies and the securities and futures industries.** The CSRC organized industry associations to call on their member institutions and listed companies to actively fulfill their social responsibilities by donating to affected areas or otherwise contributing to the anti-pandemic campaign. Around 1,200 listed companies made a donation, with the total value exceeding RMB 7.5 billion. Donations from securities and futures companies, public fund management companies, and private fund management companies amounted to RMB 900 million.

### Spotlight: Exchanges Listing Pandemic Bonds to Support Economic Reopening

In 2020, Chinese exchanges supported anti-COVID financing by setting up fast-track bond issuance channels for companies based in Hubei and other severely hit regions and for those that sought to fund anti-pandemic activities.

Notably, on February 11 Guangdong HEC Technology successfully issued its 2020 corporate bonds (series 1) (pandemic bonds) on the Shanghai Stock Exchange, with Huajin Securities and BOCI Securities serving as the lead underwriters. This was China's first pandemic bond issued on an exchange. The issue size was capped at RMB 200 million at a coupon rate of 5.98%, according to the *Announcement of Guangdong HEC Technology Holding Co., Ltd. on the Public Issuance of the 2020 Corporate Bonds (Series 1) (Pandemic Bonds) (To Qualified Investors)*.

In 2020, the exchange bond market issued RMB 245.467 billion worth of pandemic bonds, consisting of 173 corporate bonds which raised RMB 173.361 billion and 125 asset-backed securities which raised RMB 72.106 billion. The proceeds were used to purchase, produce and transport protective equipment and other medical supplies, build anti-COVID infrastructures such as hospitals, and maintain standard of living and stabilize prices, giving a major boost to China's anti-pandemic campaign and economic and social development.

## Driving Technological Innovation

**Helping “hard techs” to get listed on the SSE STAR Market.** The CSRC formulated and released the *Guidelines on the Evaluation of STAR Market Issuers' Sci-tech Attributes (Trial)* to clarify the criteria and scope of innovative technology companies and provide a specific system for evaluating their suitability. The CSRC also published the *Measures for the Administration of Registration of Securities Offering by STAR Market Companies (Trial)* to outline the procedures for listing review and registration and to simplify the issuance requirements. In 2020, 145 companies completed their IPO on the STAR Market, raising RMB 222.6 billion.

### Empowering the multi-tiered capital markets

**to support technological innovation.** The CSRC successfully implemented the pilot registration-based IPO system and related reforms to ChiNext. The transformed ChiNext is positioned to vigorously promote innovation-driven growth, in line with the economy's increasing reliance on innovation and creativity. It will mainly serve growth-stage innovative startups and promote the deep integration of traditional industries with new technologies, industries, and business models. By the end of 2020, 63 companies had completed their IPO under the registration-based system, raising RMB 66.033 billion. Similarly, NEEQ reforms focused on connecting innovative, entrepreneurial, and growth-stage small- and medium-sized enterprises (SMEs) with investors. With creating the board transfer mechanism as a starting point, the CSRC added a Select Tier, newly approved the public offering to unspecified qualified investors, introduced

continuous auction mechanism to the market, and lowered the market entry criteria for investors. These measures were successively implemented in 2020. The year saw 39 high-tech companies complete public offering of shares on NEEQ for RMB 10.042 billion, and 475 high-tech companies complete 505 private placements for RMB 14.930 billion.

**Widening the bond financing channels for innovative and entrepreneurial enterprises.** In September 2020, the CSRC, PBC and four other government departments jointly drafted the *Guidance on Strengthening and Improving Financial Services for Science and Technology Innovation*. The *Guidance* expressly supports growth-stage and mature tech companies and companies based in sci-tech innovation parks to raise capital in the bond market, encourages unlisted tech companies to issue convertible innovation and entrepreneurship bonds (“I&E bonds”), and expands the scope of I&E bond issuers to companies that seek to raise funds earmarked for other

innovative and entrepreneurial companies. In 2020, a total of 22 I&E bonds were issued, raising RMB 12.52 billion.

**Encouraging venture capital funds to invest in early-stage tech companies.** The CSRC revised the *Special Provisions on Shareholding Reduction by Venture Capital Fund in Listed Companies*, optimized the “inverse linkage” policy for shareholding reduction by venture capital funds (i.e., length of lock-up period is inversely proportional to length of shareholding before the IPO), relaxed the criteria for applying differentiated shareholding reduction policy, and simplified relevant reporting procedures. These measures are expected to make it easier for venture capital funds to exit investee companies, thus creating a virtuous investment-exit-reinvestment cycle and encouraging them to support promising innovative tech enterprises. By the end of 2020, 397 venture capital funds had benefited from the inverse linkage policy.

### Spotlight: The CSRC Releasing a System for Evaluating the Sci-Tech Attributes of Prospective STAR Market Issuers

To realize the vision and positioning of CPC Central Committee and the State Council for the STAR Market, encourage and support “hard tech” companies to list on the market, and hasten the commercialization of scientific and technological progress and China’s transition to an innovation-driven economy, the CSRC released the *Guidelines for the Evaluation of STAR Market Issuers’ Sci-tech Attributes (Trial)* on March 20, 2020.

The Guidelines — drafted in accordance with the *Implementation Opinions on Establishing the Sci-Tech Innovation Board and Piloting the Registration-based IPO System on the Shanghai Stock Exchange and the Measures for the Administration of Registration of Initial Public Offerings on the Science and Technology Innovation Board (For Trial Implementation)* (“STAR Market IPO Registration Measures”) — provides the detailed criteria and scope of Sci-tech innovation companies, including a system of specific indicators for evaluating whether a company meets the labeling requirement. The system comprises three conventional criteria and five exceptional circumstances. A prospective issuer is deemed to be a Sci-tech innovation company if it meets all three conventional criteria or falls under any of the five exceptional circumstances. This design ensures that the system is both practical and

flexible, echoing the recent reforms that make the capital markets more inclusive toward tech and innovative companies.

The three conventional criteria are R&D spending or the R&D spending-to-revenue ratio, invention patents, and revenue or its compound annual growth rate. These criteria mainly reflect a company's R&D investment as well as R&D output and its actual impact on its business, providing a comprehensive measure of its R&D scale, effectiveness, and technological capabilities. The specific criteria are “an R&D spending-to-revenue ratio of 5% or higher in the most recent 3 years or a cumulative R&D spending of RMB 60 million or higher in the most recent 3 years”, “5 or more invention patents that are generating operating revenue”, and “a compound annual growth rate of 20% for revenue in the most recent 3 years or a revenue of RMB 300 million in the most recent year”. The figures were chosen based on a statistical analysis of the companies already listed on or submitted listing application and materials to the STAR Market, and of companies receiving guidance on the filing procedures, following an iterative calculation and comprehensive weighing process. These numerical indicators reinforce the technological and innovative attributes that a STAR company should possess, at once aligning with the market's positioning and reflecting the realities of Chinese companies and China's technological progress.

The five exceptional circumstances are a concrete implementation of the “priority shall be given to the [listing] application of any enterprise which conforms to national strategies; has key and core technologies; [and] is highly capable in scientific and technological innovation” as provided in the STAR Market IPO Registration Measures. They are meant to supplement the three conventional criteria and will be judiciously applied in practice.

## Reducing Poverty

**Helping lift all assigned counties in need out of poverty.** Following General Secretary Xi Jinping's instructions on poverty alleviation, the CSRC undertook poverty reduction as a political mandate. Accordingly, it rallied all institutions and industries under its administration to put the combined weight of the capital markets behind the anti-poverty campaign. Thanks to these efforts, the nine needy counties paired up with the CSRC have all been lifted out of poverty.

**Supporting companies in poverty-stricken areas to raise capital.** The CSRC continued to tilt IPO, bond issuance, and NEEQ admittance policies toward companies in underprivileged areas, without compromising the corresponding standards and procedures. In 2020, it approved the IPO of 8 companies from poor regions, who raised a total of RMB 6.231 billion. In the exchange bond market, companies in deprived areas issued 39 corporate bonds and asset-backed securities for RMB 22.91 billion. By the end of 2020, the NEEQ market had served a cumulative 305 admitted companies from impoverished regions of

194 districts and counties in 22 provinces; 175 of those companies had raised RMB 20.911 billion of capital.

**Expanding the scope of the “insurance + futures” pilot program.** The CSRC launched 210 pilot projects in 26 provinces, autonomous regions, and municipalities, covering 8 commodities—corn, soybean meal, egg, white sugar, Chinese jujube, apple, cotton, and natural rubber—as well as feed and breeding-related commodity indices. The program involved 61 futures companies and 13 insurance companies and is estimated to cover 4.68 million metric tons of spot commodities, insure 10.52 million *mu* of land (approximately 700,000 hectares), and benefit 860,000 rural families and 350,000 registered poor households.

#### **Mobilizing market participants to contribute to**

**poverty alleviation.** By the end of 2020, a cumulative total of 102 securities companies had provided one-on-one assistance to 307 poor counties and helped them raise RMB 250 billion; 113 futures companies had signed 455 assistance agreements with 242 impoverished areas, contributing RMB 611 million of anti-poverty funds; 13 fund management companies established charitable foundations and 15 fund institutions set up poverty relief funds; and 1,287 listed companies in their 2019 annual reports disclosed their anti-poverty efforts, to which they contributed a total of RMB 48.918 billion. To help create a better framework for the donation of securities and to support charity activities, the CSRC issued the *Implementing Rules for the Non-Trade Transfer of Securities (Applicable to Inheritance, Donation, and Other Circumstances)*.

### **Spotlight: Supporting Poverty Reduction in Designated Counties**

Regarding fulfilling its poverty reduction commitment as the minimal goal, the CSRC strengthened organizational leadership by closely overseeing the annual assistance measures of subordinate institutions and officials charged with poverty relief responsibilities, to ensure that the nine counties in need assigned to the CSRC system would be rid of poverty as scheduled despite the pandemic.

**Fulfilling the commitment letter.** The CSRC exceeded all the targets set in its poverty reduction commitment letter. The CSRC system donated RMB 71,495,700 to the poverty-stricken counties and coordinated other institutions to donate another RMB 67,156,800, trained 2,729 community-level officials and 6,062 skilled workers, and purchased RMB 4,828,600 worth of agricultural products from poor areas and helped the locals sell another RMB 20,175,200.

**Setting up platforms and e-stores to support local industries.** On October 20, the CSRC held an online event, where specialty products from poverty-stricken counties were exhibited and sold, as an effort to develop sustainable poverty relief mechanism and empower local industries in poverty-reduction. Featuring the theme of “Fruit to Prosperity”, the event brought 48 capital market entities, 76 counties in need, and 180 local businesses together to market local specialties simultaneously on

the dedicated webpages or e-stores of the Industrial and Commercial Bank of China, Agricultural Bank of China, Bank of China, China Construction Bank, Jingdong, Tencent Weicun, Zhonghang Yitong, Womai, and Benlai.

**Promoting access to education by poverty-stricken population.** The China Capital Market Institute (CCMI) made poverty-alleviation classes part of its premier courses, in which participants can systematically study the central government's policies, learn the lessons from earlier efforts, strengthen their Party consciousness, and develop their real-world problem-solving skills. As the pandemic made in-person class unfeasible, CCMI organized four online lecture series to teach the government officials, business owners, and leading entrepreneurs from the nine counties paired with the CSRC and the counties assigned to other capital market entities about raising capital in the capital markets and related policies. The lecture series benefited 64,000 people, with the most popular lecture attracting over 8,000 viewers.

## Promoting Green Development

**Facilitating financing by eligible green companies.** In 2020, the SSE and the SZSE helped issuers in environmental protection and governance industries to raise RMB 22.949 billion from IPO and follow-on offerings. Thirty-nine green tech companies on NEEQ completed 41 private placements for RMB 716 million.

**Developing the green corporate bond market.** In 2020, a total of 105 green bonds (including asset-backed securities) were issued on the exchange market at a combined size of RMB 90.582 billion. The CSRC updated the *Green Bond Endorsed Projects Catalogue (2015 Edition)* in conjunction with the PBC and the NDRC to create the 2020 edition.

**Strengthening environmental disclosure by listed companies.** The CSRC aimed to make the environmental impact of listed companies more transparent, starting with requiring enhanced environmental disclosures. As a result, more than 1,000 listed companies have released

environmental information in their 2019 annual report or sustainable development report.

**Promoting ESG investment.** The CSRC revised the *Provisions on Classification-Based Supervision of Securities Companies* to incorporate social responsibility performance into the evaluation process—securities companies that help issue green bonds to good effect would earn bonus points. On December 3, 2020, China Securities Index Co., Ltd. (CSI) formally released its ESG rating methodology. As of the end of 2020, there were 88 green-themed public funds in China with a total AUM of RMB 195.046 billion, covering such segments as ESG, environmental protection, low carbon, and new energy.

**Developing green finance indices.** In 2020, CSI published 12 green finance indices—9 stock and 3 bond—spanning ESG, sustainable development, environmental protection, new energy, and new-energy vehicles. By the end of 2020, the company had issued a cumulative total of 59 green indices, comprising 47 stock indices and 12 bond indices.

## Spotlight: The CSI Releasing ESG Rating Methodology

The CSI officially published its ESG rating methodology on December 3, 2020, to help market participants evaluate a listed company's environmental, social, and corporate governance performance, support China's green finance system, and implement the country's green development strategy.

ESG is the embodiment of sustainable development philosophy at the corporate level. Notably, ESG investing has attracted wide attention and become one of the biggest trends in the asset management sector in recent years. The CSI's ESG rating methodology is rooted in the reality of the Chinese market and reflects an enterprise's fundamental ESG performance in an objective manner, making it a powerful tool for optimizing business operations and investment management.

The methodology takes into account the unique features of the subject company's industry as well as the quality of available information. It consists of 3 dimensions (environmental, social, and corporate governance), 14 themes, 22 topics, and over 100 basic metrics. The raw data are pulled from public sources, such as the listed company's annual report and corporate social responsibility report and information published by government agencies and authoritative media outlets.

The CSI's rating methodology has three major features. First, it considers both international conventions such as the UN Sustainable Investment Principle and China's local context, demonstrated by the inclusion of poverty alleviation and other economic development and public welfare metrics, and of social contribution metrics that measure an enterprise's overall contribution to the society. Second, it is a professional, investor-oriented evaluation system: risks and returns have a clear impact on the final rating, making the system a highly effective investment guide. The metrics are also quantitative and objective. Among them are investment metrics, such as "share pledge" and "non-compliant guarantees", that reflect a company's quality, as well as unique, innovative metrics such as "green revenue" and social contribution value per share. Third, the methodology accounts for both ESG risk factors and opportunity factors. Evaluation of a company's ESG risks also considers what the company has done to mitigate those risks and the effect. The opportunity angle is especially prominent for companies in industries such as new energy.







## Market Supervision and the Rule of Law

Strengthening Day-to-Day Supervision

Intensifying Enforcement to Preserve Market Integrity

Preventing and Mitigating Financial Risks

Strengthening the Rule of Law



## Strengthening Day-to-Day Supervision

### Reform of the Administrative Approval System

The CSRC promoted the smooth transition from the approval-based IPO system to the registration-based system, including by introducing rules governing the registration of IPO and follow-on offerings on ChiNext and organizing the switchover of applicants already part way through the IPO approval process. In addition, the CSRC optimized the review framework for M&A and restructuring transactions by making the fast-track review channel for small-value transactions more accessible, adjusting the rules on transaction financing, and enhancing the support for direct financing in M&A and restructuring deals. In line with the central government's initiative on devolving power, streamlining administration, and improving regulation and services, the CSRC, together with other agencies, developed the filing rules for securities service providers, accounting firms, and asset appraisal firms that seek to offer securities-related services. Additionally, the CSRC set up an electronic filing system to facilitate filing management and information sharing with the Ministry of Finance, which also reduces businesses' filing burdens. The administrative approval system for the NEEQ market was optimized to underscore the self-regulatory functions of National Equities Exchange and Quotations Corporation Limited. In particular, matters requiring administrative approval would be first submitted to NEEQ for a self-regulatory opinion that would serve as a reference for the CSRC review. To simplify the application needed for administrative approval, the CSRC removed, from the *Guideline for the Supervision of Non-Exchange-Listed Companies No. 4 — Review Guidelines for Administrative Approval Applications of Non-Exchange-Listed Companies Limited by Shares with over 200 Shareholders*, the need for submitting the Business License of Enterprise Legal Person, among other changes.

## Equity Market Supervision by Stock Exchanges

The CSRC completed or oversaw the revision of the *Measures for the Administration of Stock Exchanges*, trading rules of SSE and SZSE, and detailed rules for ETF, and helped SSE and SZSE convene their general assemblies, which amended the charter of the respective exchanges. The CSRC updated the exemption list for new listings on stock exchanges and repealed the *Rules on the Reporting System of Stock Exchanges (Trial)*. The CSRC also revised the stock listing rules; released supporting measures including the review and approval rules for major asset restructurings; and improved the information disclosure, corporate governance, M&A and restructuring, stock incentive, and delisting regimes. Furthermore, the CSRC strengthened the enforcement of suitability rules for ChiNext investors and the monitoring, analysis, and response to trading irregularities in newly listed stocks.

### Supervision of Compliance of Listed Companies

**Supervision of financial disclosures.** The CSRC analyzed the financial report disclosure rules for red-chip companies that seek domestic listings, leading to the updated *Rules for Preparing Information Disclosure by Companies Offering Securities to the Public No. 24 — Special Provisions on the Financial Report of Innovative Pilot Red-Chip Companies under the Registration-Based System*. To provide guidance on the financial disclosures of listed companies, the CSRC compiled the frequently seen accounting issues and its supervisory expectations into the *Guidelines for Application of Supervisory Rules — Accounting Topics No. 1*. Clarifications were provided on how the new accounting standards (such as those on revenue) should be applied, facilitating a smooth transition to the new standards. Moreover, the CSRC examined the annual report of 924 listed companies,

chosen by category-based sampling, with particular attention given to their compliance with key and complex accounting rules and the related disclosure rules. The results were compiled into the *2019 Annual Review on Accounting Oversight of Listed Companies* to help listed companies improve the quality of their financial disclosures.

#### **Corporate governance improvement program.**

In response to the State Council's *Opinions on Further Raising the Quality of Listed Companies*, the CSRC launched a two-year program aiming at a general improvement in the governance of listed companies to pave the way for their high-quality development. Focusing on priority areas and existing weaknesses, the program is divided into three stages: self-examination, on-site inspection, and supervised rectification. As the first step, the CSRC released the self-examination checklist, which contains 119 questions organized into 7 sections, and organized listed companies to duly examine every aspect of their governance to discover the prominent issues. The companies were then asked to integrate plans meant to address those issues with governance improvement measures, such that the short-term corrective efforts would help create long-term mechanisms for sound corporate governance. The CSRC maintained an aggressive stance against financial fraud and other violations by listed companies, not least through organizing problem- and risk-oriented on-site inspections. By the end of 2020, CSRC regional offices had completed 954 on-site inspections and taken 612 administrative actions. The SSE and SZSE took self-regulatory measures 10,754 times and disciplinary measures 235 times.

#### **Supervision of Unlisted Public Companies**

Continuing to implement classification-based supervision, the CSRC focused on key companies and matters, intensified day-to-day supervision and on-site

inspection on annual report matters, and supervised NEEQ companies to improve the quality of their disclosures. The CSRC released seven standards for the content and format of disclosure documents to clarify the requirements for NEEQ companies' periodic reports and cement the differentiated disclosure regime. Regulatory cooperation and resource sharing between CSRC regional offices and NEEQ were strengthened through joint on-site inspections and regulatory coordination meetings, creating regulatory synergy. The CSRC strengthened enforcement to uphold regulatory rules; increased supervisory and enforcement efforts against various forms of violations such as financial fraud, disclosure violations, misappropriation, and non-compliant guarantee; and improved the rigorousness of the inspection and enforcement programs for the NEEQ market. The CSRC also continued to improve the electronic system for the supervision of unlisted public companies by enhancing the basic data and the system functions for a more technology-powered supervisory program.

#### **Supervision of Exchange Bond Market**

The CSRC uses a classification-based framework to oversee local government financing vehicles ("LGFV"), real estate companies, and other types of enterprises, in order to clarify the requirements that LGFVs and real estate companies need to meet to issue corporate bonds, prevent and mitigate the potential risks of local government debt, and implement China's housing market policies. The CSRC organized the establishment of issuance requirements and published them through appropriate channels to eliminate "pocket policies", increase regulatory transparency, optimize the bond market structure, and enhance the overall quality of the bond issuers. Furthermore, the CSRC intensified on-site inspection on issuers and, based on the issues discovered, took 26 administrative actions against issuers and 6 against bond trustees and other intermediaries.

### Day-to-Day Supervision of Futures Market

In response to the highly volatile global commodity prices, the CSRC raised the price limit and margin rate as appropriate for each product and in groups to maintain a steady domestic market. It also suspended and resumed night trading based on the developments of the Covid-19 pandemic. To prevent the contagion of settlement risks between futures exchanges, the CSRC further refined the risk resolution procedures and contingency plans for abnormal market conditions, so that a single irregular futures exchange market would not have a rippling effect on the other exchanges. In 2020, futures exchanges made 63 adjustments to the price limit and margin rate of 58 products. To curb excessive speculation, transaction fees were raised for 23 products including iron ore, thermal coal, silver, and low-sulfur fuel oil. During the year, CFMMC sent 65 alerts to 19 CSRC regional offices regarding 80 futures companies. The surveillance for all forms of trading irregularities was also bolstered, leading to investigation and sanctioning of 2,460 abnormal activities such as wash trade and frequent order cancellations, 716 regulatory inquiries and meetings, and 404 accounts being suspended from opening new positions. Furthermore, the market newly identified 3,499 groups of accounts linked by actual control relationship and 380 account groups for intensified monitoring.

### Supervision of Financial Institutions

Promoting operational compliance of financial institutions. The CSRC released the *Rules on the Calculation of Risk Control Indicators of Securities Companies* to make those indicators more effective and relevant. Other new policies included the *Decision on Amending the “Provisions on Classification-Based Supervision of Securities Companies”*, to bring the named document up-to-date with the developments of the securities industry and prudential regulation

and to optimize the classification-based evaluation system; and the *Guidelines on Investment of Publicly Offered Securities Investment Funds in Stocks Quoted on the National Equities Exchange and Quotations and Guidelines on Side-Pocket Mechanism of Publicly Offered Securities Investment Funds (Trial)* to further regulate public funds' investment in NEEQ stocks, improve their liquidity management capabilities, and protect investor interests.

Strengthening day-to-day supervision. The CSRC completed the 2020 round of on-site inspection over corporate bonds and asset-backed securities, resulting in administrative actions against 14 intermediaries and responsible individuals. The bond business ratings of securities companies were released for the first time. The CSRC instructed SSE and SZSE to put seven underwriters with substandard professional capabilities and frequent involvement in corporate bond defaults on the negative list to bolster the effect of this mechanism. Eight self-disciplinary measures were imposed to deter disruptive undercutting in the underwriting market. Day-to-day monitoring of the risk surveillance indicators of futures companies was also enhanced. Among the related efforts were problem- and risk-oriented on-site inspection on futures companies for 2020, as well as upgrade of the Futures Institutions Supervisory System (FISS) to optimize futures companies' risk supervision reports and add modules for detailed financial data and for the risk surveillance indicators of futures companies' risk management subsidiaries. Furthermore, the CSRC stepped up supervision of program trading by overseeing futures companies to deploy Webstock and other cloud-based relay servers and ensuring client orders are directly routed to futures companies.

### Supervision of Intermediaries

**Day-to-day supervision of accounting firms, asset appraisal firms, and credit rating companies that**

**offer securities-related services.** The CSRC released the *2019 Annual Review of Auditing Services for Securities-Related Business and the 2019 Annual Review of Asset Appraisal Services for Securities Assets* to promote operational compliance. For greater transparency into the securities services of accounting firms, the CSRC organized trading venues to improve the format of the accounting firm engagement announcement of listed and NEEQ companies, information transparency regarding auditing firms and their selection, and public oversight, in order to build a “positive selection” audit market. CSRC’s subordinate institutions conducted comprehensive inspections on 2 accounting firms and 2 asset appraisal firms, focused inspections on 11 audit engagements and 7 appraisal engagements, and thematic inspections on 82 projects involving misappropriation. CSRC regional offices carried out independent inspections on 217 audit engagements and 37 appraisal engagements. These efforts resulted in 114 administrative actions against accounting firms, 36 against appraisal firms, 255 certified public accountants, and 76 asset appraisers. In addition, four administrative actions were taken against credit rating agencies, among whom Golden Credit Rating International Co., Ltd. was ordered to make corrections and prohibited from providing securities rating services to new clients for three months.

**Supervision of law firms and attorneys offering securities-related legal services.** The CSRC issued the *Filing Rules for Engaging in Securities Services by Securities Service Providers* which took effect on August 24, 2020. The *Guidelines for Application of Supervisory Rules — Legal Topics No. 1* was released to specify the filing requirements for law firms. By the end of 2020, a total of 287 law firms had completed their first filings. The CSRC processed more than 20 violations in

securities-related legal services and took administrative actions against 17 attorneys in 2020 to create a more compliant securities services environment.

### **Improving RegTech Capabilities**

The CSRC has been vigorously strengthening technology-powered supervision, achieving milestone progress toward its vision that “data make for smarter supervision.” First, the CSRC established the Bureau of Technology Regulation, which works with the IT Service Center to conduct technology-powered supervision of the capital markets with the support of the Capital Market Statistics and Monitoring Center Corporation and China Securities Information Technology Service Co., Ltd. Second, to build a sound RegTech framework and implement the provisions of the new *Securities Law*, the CSRC released three normative documents on the filing of IT service providers, in order to regulate and promote the fintech industry and ensure the IT systems that power the capital markets are secure and stable. Third, the CSRC enhanced infrastructure building, notably the ZLinc securities network, securities cloud, big data warehouse, and teams of IT professionals. Fourth, the CSRC organized the implementation and launch of electronic supervisory systems for listed companies, private funds, and inspection management, such that many administrative approval procedures and government services can now be completed or received through a single web portal, for faster reforms and innovation in the capital markets. Fourth, the CSRC has developed a proprietary, industry-leading blockchain-based service platform, which is being piloted in the regional equity markets of Beijing, Shanghai, Jiangsu, Zhejiang, and Shenzhen, to test the application of next-generation technologies in the financial sector.

## Intensifying Enforcement to Preserve Market Integrity

### Enforcement Actions against Securities Violations

The CSRC acted promptly, vigorously, and aggressively against major violations such as market fraud to protect investor interests and keep China’s capital markets stable and healthy. In 2020, the CSRC received 435 valid tips on illegal activities and misconducts (Figure 5-1), newly launched 353 investigations, and opened 282 cases and closed 344.

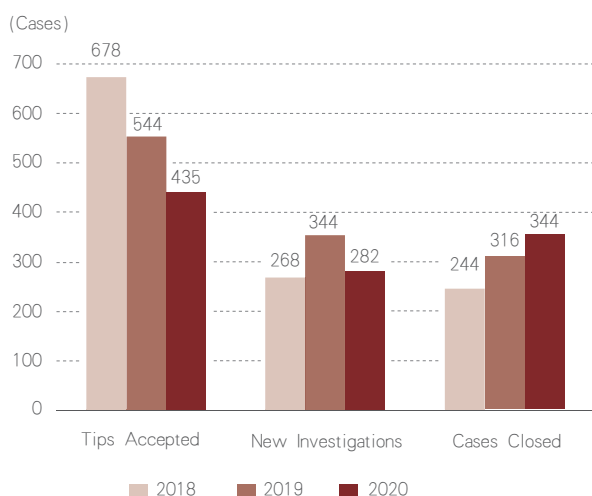


Figure 5-1 Cases Handled in 2018–2020

Source: CSRC.

**Material disclosure violations.** In 2020, the CSRC investigated 97 violations relating to information disclosure and intermediary activities (Figure 5-2). It launched a special enforcement campaign against financial frauds by listed companies, most notably Kangdexin Composite Material Group, Kangmei Pharmaceutical, Zhangzidao Group, Eastern Gold Jade, and Soling. As part of its “dual investigations in one

case” strategy, the CSRC launched formal investigations into 15 intermediaries that failed to exercise due diligence or issued false reports.

**Market manipulation and insider trading.** During the year, the CSRC investigated 66 insider trading and 51 market manipulation cases. Specifically, it investigated the irregular trades in the stocks of Xinjiang Tianshan Animal Husbandry Bio-Engineering, Wangfujing Group, and GREE Real Estate. It also handled a number of typical cases of market manipulation by company’s actual controllers, as well as insider trading in the stock of Joicare committed by Wang and his daughter, and in the stock of E-Visible by a group of 11 led by Zhang Qiuju.

**Fast actions on particularly influential cases.** In line with its tough stance against major illegal activities in the bond market, the CSRC investigated Brilliance Auto Group and Yongmei Group for disclosure violations to safeguard the integrity of the bond market. In the NEEQ market, the CSRC pursued actions against the actual controller of Beijing Tai Cloud Technology for suspected market manipulation, and Beijing Blue Mountains Technology for possible disclosure violations.

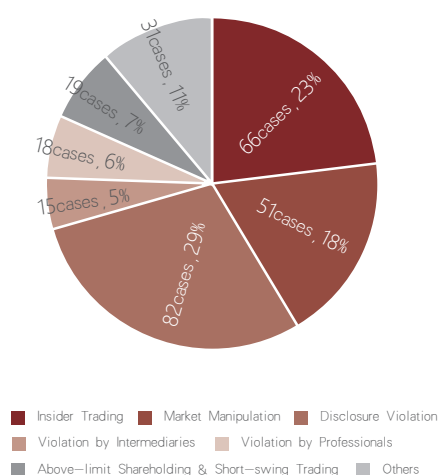


Figure 5-2 Breakdown of Cases Opened in 2020

Source: CSRC.

### **Enforcement Collaboration**

In 2020, the CSRC transferred, in 8 groups, 99 cases of suspected securities and futures crimes to the police and reported 17 leads on suspected criminal activities, a new record. The CSRC continued to increase the depth and breadth of its collaboration with the public security authorities in areas of joint investigation, information-guided investigation, and case analysis. Meanwhile, the CSRC boosted coordination with the National Audit Office, China Banking and Insurance Regulatory Commission (CBIRC), and the Ministry of Industry and Information Technology in such enforcement procedures as leads discovery and information and data gathering. By working with other government agencies including the PBC and NDRC on how bond market violations should be resolved, the CSRC strived to create a more unified enforcement framework for the market. Furthermore, the CSRC and the PBC agreed to bolster cooperation in anti-money laundering (AML) supervision in the securities, futures and fund markets and the joint assessment and inspection of AML risks. The CSRC continued to work closely with the Hong Kong Securities and Futures Commission (SFC) in enforcement matters, processing 94 foreign-related assistance requests, including 10 submitted to the SFC, and holding the 10th high-level enforcement cooperation meeting with the SFC.

### **Administrative Reconsiderations and Litigation**

In 2020, the CSRC processed 501 requests for administrative reconsideration (including 43 carried over from previous years), closing 469. In particular, the CSRC rejected or upheld the original decision in 436 of those cases, rescinded or modified its decision or confirmed the disputed activity as illegal in 5 cases, and issued 3 administrative reconsideration opinion or recommendation letters to ensure proper enforcement. Administrative disputes were appropriately handled as petitioners in 30 cases withdrew their requests for reconsideration. Additionally, the CSRC strengthened coordination with subordinate institutions to marshal effective

defense in administrative lawsuits. In total, the CSRC took part in 208 administrative lawsuits (including 51 from previous years) and strengthened and clarified its enforcement principles and standards during the court hearings.

### **Shutting Down Illegal Trading Platforms and Activities**

**Illegal trading venues.** The CSRC organized the fifth meeting of the joint-ministerial conference on shutting down all forms of illegal trading venues. The meeting reviewed the progress achieved and made plan for the next phase of the campaign.

**Illegal securities and futures activities.** The CSRC took targeted actions against systematic and large-scale illegal margin lending, exposing 576 margin lending platforms (through regional offices) over the course of the year and 258 platforms on its own website, shutting down 982 related advertisements and websites, and supervising securities companies to review 806 accounts that might be used for illegal margin lending. Additionally, the CSRC assisted the police in investigating 19 major cases of illegal margin lending (including Chongqing Cuohe) which involved about RMB 10 billion of funds, leading to the arrest of more than 700 criminal suspects. This enforcement action dealt a crippling blow to numerous cross-regional margin lending markets, addressing a persisting issue in the capital markets. Seeking to improve market integrity, the CSRC also took actions against other frequently seen forms of illegal activities, including dissemination of false information, illegal stock recommendation, confidence schemes, and online groups and applications designed to defraud investors. Moreover, the CSRC organized a national awareness month event on rational investing and avoiding deceptive and illegal securities and futures ploys. Focusing on the online format, the event reached more than 500 million people.



## Preventing and Mitigating Financial Risks

### Controlling Key Risks in the Capital Markets

The CSRC reviewed the current progress and experiences in controlling the key risks in the capital markets and made plans for the 14th Five-Year Plan period. The plans include specific division of duties and timetables to ensure the tasks are completed on time. Additionally, the CSRC improved its risk response and emergency response by making risk forecasts for special dates and events, with full regard given to the rules and inner strengths of the market, in order to maintain market stability. Facing the economic shock of Covid-19, the CSRC thoroughly evaluated the various factors before deciding to open, after the Chinese New Year, the A-share market. The A-share market rebounded quickly following a momentary downward adjustment, signaling the recovery of China's economic and financial system as a whole.

### Focused and Full-Scope Capital Market Monitoring System

The CSRC enhanced its system of monitoring and early warning indicators for such aspects of the capital markets as capital flow in A-share market, trading activities, leverage, investor sentiment, and risks in key areas to achieve full-scope market operation and risk monitoring. In addition, the CSRC continued to strengthen its supervisory IT systems, data aggregation capabilities, and risk monitoring indicators, aiming to transition from manual screening to data-driven screening through big data, artificial intelligence, and other technologies. Priority was given to improving the surveillance of risks in key areas and the capacity to detect major risks. The CSRC also boosted its RegTech capabilities by upgrading the Central Regulatory Information Platform

and Central Surveillance System for the securities and futures industries, strengthening the consolidation and statistical analysis of supervisory data, and enhancing dynamic monitoring of market operations and violations.

### Defusing Share Pledge Risks

The CSRC optimized the agreement transfer rules for the resolution of share pledge defaults by moderately easing the restrictions on the transfer ratio and price discount to facilitate market-based share transfers. It established indicators and a monthly monitoring system, to help prevent share pledge risks and enable the monthly exchange of on- and off-exchange risk data. Indicators have shown that key risks have been falling. As of the end of 2020, 2,632 stocks were involved in share pledge financing, representing 64% of the listed companies. This is a 35-percentage-point decline from the start of 2018, a sharp improvement to this formerly pervasive practice. The total value of outstanding share pledge loans was RMB 1.84 trillion, down 26% from the end of 2018; its ratio to the A-share market value dropped 4.3 percentage points over the same period; and the security coverage ratio increased from 181% to 244%.

### Preventing Bond Default Risks

The CSRC strengthened the bond trustee-centric multi-tiered credit risk prevention system by holding trustees strictly accountable for inadequate risk monitoring. Risk surveillance and screening was bolstered, as in addition to the dynamic account balance system, issuers such as low-credit state-owned enterprises were subject to more thorough screening to strengthen all-round monitoring of the bond market. The CSRC worked closely with government agencies and local governments to resolve bond defaults by Brilliance Auto Group, Yongmei Group, and Founder Securities, with a view to strictly preventing the default risks from spreading across regions, industries, and markets. ABS risks received equal

attention, as both the frequency and intensity of risk screening for projects in specific regions, industries, and underlying asset types were increased. By the end of 2020, exchange-traded corporate bonds had a trailing 12-month default rate of 1.04% and ABS had a constant default rate of 0.25% and a trailing 12-month default rate of 0.087%, showing a generally flat default risk profile.

### Managing the Risks of Private Funds

The CSRC organized risk inspections on private funds and took differentiated measures to safely resolve risks in the industry. Moreover, the CSRC helped establish a framework for the prevention and mitigation of private fund risks which connects various ministries and local governments for coordinated industry remediation activities. In 2020, the CSRC inspected 378 private fund management companies and took administrative actions against 144. It also submitted 27 leads on suspected criminal activities to public security authorities. The CSRC continued to work with law enforcement to target illegal and criminal activities in the sector, thereby maintaining a healthy market environment.

## Strengthening the Rule of Law

### Legal Framework

The CSRC contributed to the release of the *Amendment XI to the Criminal Law* and provided input on the update of the *Enterprise Bankruptcy Law* and the *Company Law*. It also actively supported the drafting of the *Futures Law*, *Regulations on the Supervision and Administration of Private Investment Funds*, *Regulations on the Supervision and Administration of Listed Companies*, and the *Implementing Measures for the Undertaking System for Parties in Securities and Futures Administrative Enforcement Activities*. Furthermore, the CSRC helped create a class-action lawsuit system for securities disputes that is suitable

for the Chinese market. It also assisted the Supreme People's Court in amending the judicial interpretation on civil compensations for misrepresentation in the securities market and, together with the Supreme People's Court, the Supreme People's Procuratorate, and the Ministry of Public Security, formulated the *Opinions on Further Regulating the Freeze by People's Courts of Pledged Shares of Listed Companies* and other rules.

### Regulatory Framework

The CSRC conducted a systematic review of existing securities and futures regulations, discontinuing 130 policy documents in 3 batches in 2020. At the same time, the CSRC hired senior consultants on rule of law in capital markets to strengthen research on the foundational legal frameworks. During the year, the CSRC issued 31 regulations and 95 normative documents. It co-drafted the *Filing Rules for Engaging in Securities Services by Securities Service Providers* in line with requirements of the new *Securities Law*. Furthermore, the CSRC enhanced the supervision and delisting rules for listed companies, updated the *Measures for the Administration of Major Asset Restructuring of Listed Companies* and *Measures for the Administration of the Takeover of Listed Companies* in accordance with the new *Securities Law*, and drafted the *Measures for the On-Going Supervision of ChiNext Companies* to support ChiNext's transition to the registration-based IPO system. Other updated foundational supervision rules for the futures market included *Measures for the Administration of Futures Exchanges* and *Measures for the Administration of the Professional Qualifications of Directors, Supervisors and Senior Managers of Futures Companies*.

### Market Integrity Infrastructures and Integrity Supervision

The CSRC revised the *Measures for the Supervision and Administration of Integrity and Credit Record in the*

*Securities and Futures Markets* to align it with the new *Securities Law*. The CSRC also supported and advised industry associations on their market integrity programs. As part of ChiNext's transition to the registration-based IPO system, the CSRC spearheaded the creation of an inter-ministerial framework for sharing dishonesty records and imposing restrictions, and ordered 40 individuals with major integrity breaches to surrender more than RMB 20 million in disgorgement and fines. Additionally, it launched a special initiative to address prominent dishonesty issues in the capital markets and continued to upgrade the Capital Market Integrity Database. As of end-2020, the database tracked 1,009,000 market participants (78,000 organizations and 931,000 individuals), 32,800 administrative approval records, 35,000 regulatory enforcement records, and some

20 million integrity entries from other ministries.

The CSRC made sure that these integrity records are accessible and, if necessary, publicized. In 2020, the Integrity Information Inquiry Platform on CSRC's official website processed 14.6 million searches, averaging 41,500 a day. A total of 84 organizations and 863 individuals with serious integrity breaches were publicized in 12 announcements; 3,226 integrity reports were issued. The CSRC also strived to link its platform with the National Center for Public Credit Information and the National Enterprise Credit Information Publicity System, and shared more than 10,000 records on illegal and dishonest activities with the National Credit Information Sharing Platform.





## Investor Protection

Enhancing the Legal Foundation for Investor Protection

Improving Investor Rights Exercise and Investor Redress System

Improving Investor Services

Enhancing Investor Education



## Enhancing the Legal Foundation for Investor Protection

The CSRC formulated the *Notice on Effective Participation of Investor Protection Organizations as Special Representatives in Litigations Involving Securities Disputes* and issued the *Rules of China Securities Investor Services Center for Special Representative Litigations (Trial)*. In addition, the CSRC developed the *Guidelines on Mediation of Securities and Futures Disputes* and updated the *Measures for the Administration of Securities and Futures Investors Suitability and the Measures for the Administration of China Investor Website*. The CSRC also implemented provisions of the new *Securities Law* by drafting guidelines for investor protection organizations and rules on the public solicitation of proxies, consents, and authorizations from listed companies' shareholders and reviewing existing regulations on investor relations management, hotline, and other topics concerning listed companies.

## Improving Investor Rights Exercise and Investor Redress System

**Enhancing representative shareholding activism.** The CSRC advised the China Securities Investor Services Center (ISC) to exercise investor rights in 141 events (including 18 online sessions); attend 18 media briefings for major asset restructuring, investor briefing sessions, and earnings calls; and send out 101 shareholder proposals. ISC exercised shareholders rights 173 times, including 58 for making proposals and 115 for questioning corporate executives.

**Strengthening the multi-dimensional regime for dispute resolution.** The first national professional mediation organization for securities and futures disputes—China Securities Legal Services Center—

was inaugurated on May 15, 2020. The fast mediation system for small claims now covers all regions nationwide and is enrolled by more than 210 market entities. The CSRC and the Supreme People's Court jointly launched the People's Court Mediation Platform and the Online Resolution Platform for Securities and Futures Disputes of China Investor Website, which support data exchanges and system interconnections, in order to achieve a coordinated, efficient, and investor-friendly online docking of litigation and mediation procedures in securities and futures disputes. The CSRC upgraded the design and functions of the "Online Mediation" section on the China Investor Website ([investor.org.cn](http://investor.org.cn)) to provide investors with more convenient online mediation and litigation referral services. In 2020, mediation organizations accepted over 6,100 cases, successfully closing some 4,900 involving an aggregate amount in dispute exceeding RMB 800 million.

**Improving investor compensation and remedies.** Under CSRC's guidance, mediation organizations adopted the "model judgment + professional mediation" approach, as seen in the earlier cases of Founder Technology, Zhejiang Sunriver Culture, and Jiangxi Tianli Technology, to their own, helping 2,000 investors recover RMB 140 million from 8 listed companies. The CSRC also facilitated ISC-supported securities cases. By the end of 2020, ISC had filed a cumulative of 34 securities lawsuits and 1 shareholder lawsuit, seeking RMB 120 million in damages and ultimately recovering RMB 55.86 million for 618 investors.

**Promoting the implementation of the action system with investor protection organizations as representative.** The new *Securities Law* has introduced a "special representative litigation" system for securities disputes. July 31 saw the concurrent release of the *Provisions on Issues concerning Representative Litigations for Securities Disputes* (Supreme People's Court), *Notice on Effective Participation of Investor Protection Organizations as Special Representatives in Litigations Involving Securities Disputes* (CSRC), and

the *Rules of China Securities Investor Services Center for Special Representative Litigations (Trial)* (ISC). They form the legal basis for investor protection organizations to act as shareholder representatives in litigations. The “Special Representative Litigation” section on the China Investor Website already supports many related online functions.

## Improving Investor Services

### **More efficient handling of investor complaints.**

The direct complaint transfer function of the “12386” hotline was now available to all regions nationwide, which greatly boosted the complaint handling efficiency as the average time-to-resolution was shortened from 2—3 months to 15 trading days. The hotline received 110,000 valid complaints in 2020, helping investors recover more than RMB 78 million in losses, for which it received 77 thank-you letters.

**More effective management of China Investor Website.** The CSRC updated the account owners-on-file for the public WeChat account and Weibo account of the China Investor Website. The website has published 62,000 news pieces and articles to date.

**More robust functions for Investor Protection Supervisory Information System.** The CSRC created a tiered user access system for the investor protection module of the Central Regulatory Information Platform, and upgraded the related statistical functions to enable regular compilation of investor statistics.

**More investor surveys and services.** The CSRC organized a national survey of public fund investors and released the *Blue Book on the State of Investor Protection in China’s Capital Markets* and related sub-reports. The

CSRC also surveyed the availability of market entities’ service hotlines, leading to the release of the *2020 Survey Report on the Availability of Service Hotlines of Securities and Futures Companies* and of an open letter from industry associations on “Readily-Accessible Service Hotlines for Better Communication”.

**Better risk warnings for investors.** The CSRC released risk warnings through the China Investor Website and various trading software to help investors assess the impact of Covid-19 in a rational manner. It launched a special educational campaign on confidence schemes, designed especially for new investors.

## Enhancing Investor Education

**Organizing awareness events.** The CSRC organized the second “May 15” National Investor Protection Day event. At this year’s event, the CSRC announced the establishment and inauguration of the China Securities Legal Services Center (a national professional mediation organization for securities and futures disputes), presented the list of the third wave of national securities and futures investor education centers, and organized industry associations to launch an open initiative on “Implementing the New Securities Law to Enhance Investor Protection”. Subordinate institutions also carried out their own investor protection awareness events across the country.

**Driving reforms and innovation in the capital markets.** The CSRC organized an investor protection initiative themed “Respected Listed Companies Act with Good Faith and Honesty”, and continued to hold investor education activities including “Innovation and Growth through ChiNext”, the STAR Market Tour, “The New NEEQ”, and “Rational Investing and Avoiding Securities



and Futures Frauds.”

**Integrating investor education into the national curriculum.** By the end of 2020, 31 provinces and municipalities were offering courses on the securities and futures markets in colleges and vocational schools, 22 have integrated relevant lessons into the courses and textbooks of primary and middle schools, and 22 CSRC regional offices have signed memoranda of educational cooperation with local governments. Over 20,000 learning products and materials on securities and futures markets have been developed and 60,000 educational events have been held, which covered 59 million students

from 5,100 schools.

**Building, operating and maintaining investor education centers.** The CSRC encouraged these centers to develop innovative and more extensive and in-depth investor education activities. The 29 national investor education centers are hosting 941 GB of information on their websites which have attracted over 200 million visitors. The centers have published over 70 million copies of related literature (with web-based original products and production garnering 500 million hits) and organized 70,000 events.





# Market Opening-up

Two-Way Opening-Up of Capital Markets

International Exchange and Cooperation



## Two-Way Opening-Up of Capital Markets

### Market Connect

**Mainland-Hong Kong Stock Connect.** The investor identification for southbound trading under Stock Connect was launched on January 13, 2020. Following the inclusion of stocks with weighted voting rights (WVR) into southbound trading on October 28, 2019, pre-revenue biotechnology companies listed on HKEX were also included as eligible securities on December 28, 2020, while SSE and HKEX have reached consensus on the inclusion of STAR Market stocks into northbound trading. The CSRC and SFC worked jointly on refining trading calendar of the Stock Connect to mitigate the impact of differences in public holidays and settlement cycles. In 2020, Stock Connect recorded a total turnover of RMB 25.98 trillion, comprising RMB 11.66 trillion from Shanghai-Hong Kong Stock Connect and RMB 14.32 trillion from Shenzhen-Hong Kong Stock Connect. Northbound trading concluded at a net buying of A-shares of RMB 209 billion, with total turnover of RMB 21.09 trillion, representing 5.10% of the annual A-share turnover. As of the end of 2020, northbound trading investors held RMB 2.34 trillion of A shares, accounting for 3.50% of the A-share free-float market capitalization and 2.94% of the total A-share market capitalization.

**Shenzhen-Hong Kong ETF Connect.** The ETF Connect scheme between Shenzhen and Hong Kong was launched on October 23. The first four cross-listed ETF products on SZSE and the HKEX. As of end-2020, southbound ETF trading (i.e., HKEX ETF units held by mainland investors) had an outstanding balance of RMB 621 million, that of northbound trading (i.e., SZSE ETF units held by Hong Kong investors) RMB 116 million.

**China-Japan ETF Connect.** At the end of 2020,

eastbound ETF trading (investment in Tokyo Stock Exchange-listed ETF products by domestic investors) and westbound ETF trading (investment in SSE-listed ETF products by foreign investors) had an outstanding balance of RMB 271 million and RMB 644 million, respectively.

**Shanghai-London Stock Connect.** In 2020, three A-share companies—China Pacific Property Insurance Co., Ltd., China Yangtze Power Co., Ltd., and SDIC Power Holdings Co., Ltd.—issued and listed global depositary receipts (GDRs) on the London Stock Exchange through the Shanghai-London Stock Connect, raising a total of USD 4.15 billion.

### Cross-Border Investment and Financing

**Supporting eligible domestic companies to list overseas.** The CSRC verified the overseas financing applications of 42 companies, consisting of 22 applications for H-share IPO, 18 for H-share follow-on offering, and 2 for issuance of GDRs under the Shanghai-London Stock Connect. Of these companies, 30 had completed overseas financing plans, raising a total of HKD 171.44 billion, up by 62% year-on-year. Specifically, 13 companies completed H-share IPO to raise HKD 59.61 billion; 14 completed H-share follow-on offering for HKD 79.47 billion; and 3 A-share companies completed GDR issuance for USD 4.15 billion.

**Advancing the H-share “full circulation” reform and supporting pure H-share companies to issue shares in mainland market.** The CSRC verified 12 applications for “full circulation” of H shares, among which 3 were during H-share IPO applications, 3 during follow-on offering applications, and 6 were standalone applications. Of these companies, 9 had converted 6.12 billion unlisted domestic shares into free-float H-shares. In line with the provisions of the *Measures for the Supervision and Administration of Non-Exchange-Listed Public Companies* on private placements in the mainland

market by domestically incorporated overseas-listed companies (mostly pure H-share companies), the CSRC revised its guidelines for private placements to clarify the procedures and application materials needed, paving the way for orderly review processes. As of the end of 2020, the CSRC had verified three pure H-share companies to privately offer shares in the mainland, helping them raise RMB 20.31 billion.

**Promoting A-share inclusion in renowned international indices as business environment for cross-border investment continued to improve.** FTSE Russell, for the first time in its history, included A-share stocks in its global equity benchmarks with an inclusion factor of 5% in June 2019, which was then raised to 25% in three steps respectively in September 2019, March 2020, and June 2020.

**Promoting the two-way opening-up of securities, futures, and fund management sectors.** The foreign equity cap for futures companies was removed on January 1, 2020, and that in securities companies and fund management companies was abolished on April 1 of the same year. China-based branches (or subsidiaries) of foreign banks can now serve as fund custodians, in alignment with the outcomes of the Phase-One China-U.S. Economic and Trade Agreement. This change was introduced by the updated *Measures for the Administration of Custodian Business of Securities Investment Fund* jointly released by the CSRC and CBIRC on July 10, 2020, which provides that the requisite financial indicators (net assets, etc.) for those branches or subsidiaries may be calculated based on the figures of their head offices (or parents). In 2020, the CSRC approved three joint-venture securities companies, namely Jinyuan President Securities, Daiwa Securities (China), and DBS Securities (China); approved Goldman Sachs Group, Morgan Stanley, and Credit Suisse to increase their respective shareholding in Goldman Sachs

Gao Hua Securities, Morgan Stanley Huaxin Securities, and Credit Suisse Founder Securities to 51%; approved Huaifu Securities and CCB Principal Asset Management to set up a subsidiary in Hong Kong; and approved the China-based subsidiaries of Citibank and Deutsche Bank to act as custodians for securities investment funds. By the end of 2020, 33 foreign-funded private securities investment companies were registered with the AMAC, with 100 fund products on record and an AUM of 13.53 billion. There were 256 foreign-funded private equity and venture capital firms<sup>①</sup>, together overseeing 689 funds with an aggregate AUM of RMB 364.18 billion. As of the end of 2020, 15 joint-venture securities companies, 44 joint-venture fund management companies, and 34 securities companies had established, acquired, or made equity investments in a total of 35 fund operators in Hong Kong, Singapore, and Laos; 26 fund management companies established or acquired 26 fund operators in Hong Kong.

**Opening futures products to international investors.** The CSRC approved low-sulfur fuel oil, bonded copper, and palm olein futures for trading by foreign traders, bringing the number of designated futures products to seven. On September 18, 2020, SHFE and NOREXECO signed an agreement on licensing pulp futures settlement price, under which NOREXECO began listing contracts referencing the SHFE price starting from October 16, making pulp futures the first domestic futures product to gain international exposure through settlement price licensing.

**Facilitating investment by foreign capital.** On September 25, 2020, CSRC, PBC, and the State Administration of Foreign Exchange (SAFE) jointly issued the *Measures for the Administration of Domestic Securities and Futures Investment by Qualified Foreign Institutional Investors and RMB Qualified Foreign Institutional Investors* along with

① Legally organized as either a Sino-foreign joint-venture company or a wholly foreign-owned enterprise.

CSRC's supporting rules. The Measures relaxed the qualification requirements for market entry to facilitate investment in China, expanded the scope of investment, and strengthened on-going supervision. In 2020, the CSRC approved 71 qualified foreign institutional investors (hereinafter inclusive of RMB qualified foreign institutional investors). By the end of 2020, the CSRC has cumulatively approved 558 qualified foreign institutional investors. On September 2, 2020, the CSRC, PBC, and SAFE sought public comments on a proposed rule governing investment by foreign institutional investors in the bond market. The rule aims to harmonize market entry requirements, simplify investment process, and allow foreign institutional investors in the interbank bond market to trade in the exchange-traded bond market, making it easier to build portfolios with RMB-denominated bonds.

### **More Accessible Markets for Hong Kong, Macao, and Taiwan Investors**

The CSRC actively opened up the capital markets to Hong Kong, Macao, and Taiwan investors and helped Hong Kong and Macao to take part in national development plans including the Belt & Road Initiative and the building of the Guangdong-Hong Kong-Macao Greater Bay Area. Supported Hong Kong to consolidate and build on its position as an international financial center, and continued to implement the Hong Kong-oriented opening-up policies. Mutual recognition of funds continued as six northbound funds were approved in 2020. By the end of 2020, 25 of the 29 approved northbound funds were open for subscription, with a total net asset value of RMB 17.26 billion, and 22 of the 50 approved southbound funds were open for subscription by Hong Kong investors, with an outstanding net asset value of RMB 570 million. The CSRC supported Macao to develop a specialized financial sector and diversify its economy, and improved the cross-border regulatory cooperation mechanisms with the region's

regulators. The CSRC also supported Taiwan-funded companies to finance in the mainland market, approved the establishment of the first cross-strait joint-venture securities company—Jinyuan President Securities—continued to implement the “31 Measures” and “26 Measures” of the Central Government on promoting cross-strait economic cooperation and cultural exchanges, and simplified the securities, futures, and fund industry licensing procedures for financial professionals from Taiwan.

## **International Exchange and Cooperation**

### **Cross-Border Regulatory and Enforcement Cooperation**

#### **Strengthening bilateral regulatory cooperation.**

The CSRC signed MOUs on regulatory cooperation with the securities and futures regulators of Macao and Gibraltar. By the end of 2020, the CSRC had signed bilateral MOUs on regulatory cooperation and established the corresponding frameworks with the financial regulators of 66 jurisdictions.

#### **Carrying out cross-border supervision and enforcement cooperation.**

The CSRC actively promoted China-U.S. cooperation on audit oversight, including by making, together with the Ministry of Finance, numerous specific proposals to the U.S. Public Company Accounting Oversight Board (PCAOB) on joint inspections of accounting firms and maintaining communication with the U.S. Securities and Exchange Commission. The CSRC continued to duly perform its obligations under the IOSCO Multilateral MOU. In 2020, the CSRC received 71 foreign requests for assistance, completing 68 (including those carried over from

previous years), and received and completed 26 foreign requests for information sharing, effectively aiding the enforcement activities of foreign regulators. In addition, the CSRC sent out 23 requests for assistance to foreign regulators under the existing bilateral or multilateral cooperation frameworks.

### **Intergovernmental Financial Dialogues and Investment and Free-Trade Agreements**

The CSRC actively participated in the inter-governmental financial dialogues with the EU, France, Italy, Switzerland, helping shape numerous policy outcomes. The CSRC convened the 5th CSRC-MAS Supervisory Roundtable with its Singaporean counterpart to promote pragmatic cooperation between the two countries' capital markets. Assisted the Ministry of Commerce in concluding the *Regional Comprehensive Economic Partnership Agreement (RCEP)* and in negotiating the *EU-China Comprehensive Agreement on Investment*, participated in the negotiations of the *China-Japan-ROK Free Trade Agreement (FTA)*, the second phase of *China-ROK FTA*, and *China-Norway FTA*. Through these efforts, the CSRC seeks to facilitate cross-border trade and investment and build robust economic, trade, and investment relations.

### **Engagement in International Organizations**

**IOSCO programs.** In 2020, CSRC was re-elected as Vice Chair of the IOSCO Asia Pacific Regional

Committee (APRC) and Vice Chair of the IOSCO MMOU Monitoring Group (MMoU MG), and elected as the Vice Chair of IOSCO Committee on Derivatives (C7). The CSRC actively participated in IOSCO's regular conference calls on responding to Covid-19 and financial market turmoil, and joined the Financial Stability Engagement Group (FSEG), the Sustainable Finance Task Force (STF), and the Retail Market Conduct Task Force (RMCTF) newly set up by the IOSCO Board for greater multilateral regulatory coordination and cooperation. The CSRC was the lead author of a paper on the impact and risks of Covid-19 on capital markets, which served as one of the background materials for the IOSCO Risk Outlook 2021. The CSRC was also an active participant in the IOSCO Thematic Review on Consistency in Implementation of Money Market Funds Reforms and the assessment of the IOSCO Standards Implementation Monitoring (ISIM) program.

### **Collaboration with international organizations.**

The CSRC tested web-based approaches for carrying out the MOU with the IMF on medium- and long-term technical assistance, and successfully applied for a "knowledge and support technical assistance" program from the Asian Development Bank. The CSRC continued to provide statistics and feedback to the Financial Stability Board (FSB) for its shadow banking monitoring program, and to take part in IMF Article IV consultations and relevant programs of the OECD Corporate Governance Committee.



## Spotlight: CSRC Holding the 17th IAC Meeting

CSRC's 17th International Advisory Committee (IAC) Meeting took place on November 18, 2020, via videoconference. Among the participants were 14 IAC members, including Chair Howard Davis and Vice Chair Laura M. Cha, and CSRC Chairman Yi Huiman and Vice Chairman Fang Xinghai. Also in attendance were the heads of CSRC's affiliated institutions, regional offices, and functional departments.

This year's meeting was on "*Firmly Uphold Openness and International Cooperation and Jointly Tackle Global Risks and Challenges*", with two main topics: sound and steady development of capital markets in the current international economic and financial landscape, and enhancing cross-border regulatory cooperation to jointly address global challenges. IAC members strongly agreed with China's priorities for the capital markets as outlined in its 14th Five-Year Plan, congratulated China for its remarkable progress in market reform and opening-up, and expressed their confidence in the future of China's capital markets in the new era.

IAC members advised the CSRC to maintain course and vigilance amid today's evolving international political and economic landscapes and globalization process, and to take a high-level and objective view of the exceptional context and challenges faced by the capital markets at present and in the foreseeable future. They hoped the CSRC could seize the new opportunities for cooperation and development brought about by technological innovation, supply chain restructuring, and global response to climate change, and harness capital markets' unique strengths and position to improve the financial structure, secure economic recovery, reduce macro leverage, and promote sustainable development. They also encouraged the CSRC to continue pursuing market reforms, opening-up policies, and multilateral cooperation to together tackle the global risks and challenges with the international community.

The IAC members commended the CSRC for its open, active, and collaborative approach in seeking to resolve, through joint inspections, the challenges in cross-border audit oversight and regulatory cooperation. They believed the Chinese and U.S. regulators should resolve their differences in a professional, rational, and friendly manner. They also encouraged the two sides to enhance mutual trust and jointly combat financial frauds and other violations by listed companies, so as to maintain market integrity and protect investor interests.





## Appendices

Appendix 1 Highlights of 2020

Appendix 2 Regulatory Documents Released by CSRC  
in 2020

Appendix 3 Subordinate Institutions



## Appendix 1 Highlights of 2020

1. **January 15** CSDC, SSE and SZSE jointly issued the *Notice on Matters concerning the Participation of Banks in Bond Trading and Clearing on Stock Exchanges* to permit banks to engage in the trading and clearing of exchange-traded bonds.
2. **January 31** The PBC, MOF, CBIRC, CSRC, and SAFE jointly released the *Notice on Further Strengthening Financial Support for Covid-19 Prevention and Control*.
3. **February 14** CSRC released the *Decision on Amending the “Measures for the Administration of Issuance of Securities by Listed Companies”*, *Decision on Amending the “Interim Measures for the Administration of Issuance of Securities by Companies Listed on ChiNext”* and *Decision on Amending the “Implementing Rules for the Non-Public Offering of Shares by Listed Companies”*, effective as of the date of release.
4. **March 1** CSRC released the *Notice on Implementing a Registration System for the Public Issuance of Corporate Bonds*, switching the public issuance of corporate bonds to a registration-based system as of the same date.
5. **March 2** CSRC released the *Special Provisions on Shareholding Reduction by Venture Capital Fund in Listed Companies (2020 Revision)*.
6. **March 3** CSRC released the *Announcement on Canceling or Adjusting Certain Administrative Approval Items for Securities Companies and Other Matters*.
7. **March 6** CSRC released the *Announcement on Reducing the Contribution Ratio of Securities Companies to the Securities Investor Protection Fund for 2019 and 2020* to strengthen the capital markets’ support for anti-pandemic efforts, step up counter-cyclical adjustments, reduce the pandemic’s impact on securities companies, and bolster the securities industry’s ability to serve the real economy.
8. **March 13** CSRC announced that the cap on foreign shareholding in securities companies would be lifted as of April 1, 2020.
9. **March 13** CSRC and the Supreme People’s Court jointly launched the People’s Court Mediation Platform ([tiaojie.court.gov.cn](http://tiaojie.court.gov.cn)) and the Online Resolution Platform for Securities and Futures Disputes of China Investor Website ([www.investor.org.cn](http://www.investor.org.cn)), which support data exchanges and system interconnections, in order to achieve a coordinated, efficient, and investor-friendly online docking of litigation and mediation procedures in securities and futures disputes.
10. **March 19** CSRC approved Dalian Commodity Exchange to list LPG futures and options. China’s first-ever gas energy derivative—LPG futures—was listed on DCE on March 30.
11. **April 3** CSRC made a public statement on the accounting misconduct of Luckin Coffee Inc. It strongly condemned the company’s action and said it would investigate the matter under the international framework for securities regulatory cooperation, as part of its commitment to combatting securities fraud and protecting investors.
12. **April 24** CSRC approved the trading of live hog futures on DCE. The product is due for listing on January 8, 2021.
13. **April 30** CSRC and NDRC jointly released the *Notice on Advancing the Pilot Program of Infrastructure Real Estate Investment Trusts (REITs)*.
14. **April 30** CSRC released the *Announcement on Arrangements for the Domestic Listing of Innovative Pilot Red Chip Enterprises*.

15. **May 14** CSRC penalized Kangmei Pharmaceutical and permanently barred its key responsible individuals from the securities market.
16. **May 15** China Securities Legal Services Center (CSLSC), a wholly-owned subsidiary of China Securities Investor Services Center, was established in Shanghai. Chairman Yi Huiman and Vice Chairman Yan Qingmin attended the ceremony through videoconferencing. CSLSC is currently China's only organization approved by the CSRC to provide professional mediation services nationwide for securities and futures disputes.
17. **May 26** CSRC released the *Decision on Amending the "Rules on the Administration of Subordinated Debts of Securities Companies"*.
18. **June 3** CSRC released the *Guiding Opinions on Board Transfer and Listing by Companies Admitted to the National Equities Exchange and Quotations*.
19. **June 12** CSRC released the *Measures for the Administration of Registration of Initial Public Offering of Shares on ChiNext (Trial)*, *Measures for the Administration of the Issuance and Registration of Securities by ChiNext-Listed Companies (Trial)*, and *Measures for the Administration of Sponsorship Services in the Issuance and Listing of Securities*, effective as of the date of release. Supporting rules from the CSRC, SZSE, CSDC, and the Securities Association of China (SAC) were released at the same time.
20. **June 16** In his interview with the *Caixin* magazine, Chairman Yi Huiman shared his views on opening up China's capital markets, strengthening the China-U.S. cooperation on audit oversight, and maintaining Hong Kong's position as an international financial hub.
21. **July 3** CSRC released the *Measures for the Administration of Registration of Securities Offering by STAR Market Companies (Trial)*.
22. **July 10** CSRC released the *Decision on Amending the "Provisions on Classification-Based Supervision of Securities Companies,"* effective as of the date of release.
23. **July 19** CSRC and PBC approved the connection between the infrastructures and institutions in the interbank bond market and the exchange bond market.
24. **July 24** CSRC, MIIT, Ministry of Justice, and MOF jointly released the *Filing Rules for Engaging in Securities Services by Securities Service Providers*.
25. **July 24** CSRC approved the first wave of four companies to register and complete IPO on the ChiNext market. SZSE also launched the securities issuance and underwriting program for listings under the registration-based IPO system.
26. **July 31** CSRC released the *Briefing on the Investigation and Resolution of Luckin Coffee's Financial Fraud*, and announced together with MOF and SAMR of their intention to impose administrative sanctions on the company.
27. **July 31** China Construction Bank was approved by CFFEX as a Trading Clearing Member, marking commercial banks' entry, on a pilot basis, into the China government bond futures market.
28. **July 31** CSRC promulgated the *Notice on Effective Participation of Investor Protection Organizations as Special Representatives in Litigations Involving Securities Disputes*.
29. **August 6** CSRC released the *Guidelines on Public Offered Infrastructure Securities Investment Funds (Trial)*.
30. **August 18** The Supreme People's Court released the *Opinions on Providing Judicial Support for the Reforms and the Pilot Registration-Based IPO System of ChiNext*.
31. **August 24** Chairman Yi Huiman and Vice Chairmen Li Chao and Fang Xinghai attended the ceremony

- in Shenzhen commemorating the first group of companies to be listed on ChiNext under the registration-based IPO system.
32. **August 28** CSRC released the *Rules on the Implementation of the “Measures for Supervision and Administration of Sales Agencies for Publicly Offered Securities Investment Funds”* and the *Interim Rules on the Administration of Publicity and Promotional Materials of Publicly Offered Securities Investment Funds*.
  33. **September 17** CSRC released the *Decision on Amending the “Rules on Strengthening the Supervision of Listed Securities Companies.”*
  34. **September 25** CSRC released the *Measures for the Administration of Domestic Securities and Futures Investment by Qualified Foreign Institutional Investors and RMB Qualified Foreign Institutional Investors* and the *Rules on the Implementation of the “Measures for the Administration of Domestic Securities and Futures Investment by Qualified Foreign Institutional Investors and RMB Qualified Foreign Institutional Investors.”*
  35. **October 14** Vice Chairman Fang Xinghai met with the Mr. Lei Wai Nong, Secretary for Economy and Finance of the Macao SAR, and Mr. Chan Sau San, Chairman of the Macao Monetary Authority, to discuss personnel exchange as well as regulatory and bond market cooperation. Mr. Fang and Mr. Chan then signed the *Memorandum of Cooperation between the China Securities Regulatory Commission and the Macao Monetary Authority*.
  36. **October 27** SZSE released the *Notice on the Pilot Program of Credit Protection Certificates* and launched the pilot program.
  37. **October 29** CSDC registered the issuance of Segway-Ninebot’s Chinese Depositary Receipts (CDRs) on the STAR Market, making them the first CDRs to be issued and traded in China’s capital markets.
  38. **November 3** SSE released the *Decision to Suspend the Listing of Ant Group Co., Ltd. on the STAR Market*.
  39. **November 5** Chairman Yi Huiman met with Carrie Lam, Hong Kong Chief Executive, to discuss further connecting the mainland and Hong Kong markets, strengthening financial cooperation, and cementing Hong Kong’s position as an international financial center.
  40. **November 18** Chairman Yi Huiman and Vice Chairman Fang Xinghai attended the 17th International Advisory Council Meeting. 14 council members, including Chair Howard Davis and Vice Chair Laura M. Cha, took part in the meeting. Attendees shared their views and recommendations on “international economic and financial landscapes and sound and steady development of capital markets” and “enhancing cross-border regulatory cooperation to jointly address global challenges.”
  41. **December 4** CSRC released the *Announcement on the Campaign to Improve the Governance of Listed Companies*. The campaign was launched on December 11.
  42. **December 4** SSE release the *Rules for Issuance and Listing Review of Stocks on the SSE STAR Market (2020 Revision)* and the *Measures for Administration of the SSE STAR Market Listing Committee (2020 Revision)*.
  43. **December 16** China Securities Commodity Indexes Co., Ltd. was established in Xiong’an New Area with a registered capital of RMB 1 billion and equal capital contribution from the four existing futures exchanges in China.
  44. **December 26** *Amendment XI to the Criminal Law* was approved at the 24th Meeting of the Standing Committee of the 13th National People’s Congress and scheduled to take effect on March 1, 2021. The *Amendment*, a major piece of legislation following the update of the *Securities Law*, demonstrates

China's zero-tolerance stance toward securities and futures crimes and will place a significant role in deterring securities violations, protecting investors and an orderly market, advancing the registration-based IPO system, and building stable and healthier capital markets.

**45. December 28** CSRC held a conference in Beijing to celebrate the 30th anniversary of China's capital markets. The event was attended in-person and virtually by members of the CPC CSRC Committee,

chairmen of SSE and SZSE, former CSRC officials, representatives from market entities, industry experts, scholars, and media outlets. The attendees looked back on the history of China's capital markets, reviewed the lessons, and envisaged the future. Chairman Yi Huiman delivered a speech in the event.

**46. December 31** CSRC released the *Measures for the Administration of Convertible Corporate Bonds*.



## Appendix 2 Regulatory Documents Released by CSRC in 2020

### Regulations

1. Decision on Amending the “Measures for the Administration of Issuance of Securities by Listed Companies” (February 14, 2020, CSRC Decree No. 163)
2. Decision on Amending the “Interim Measures for the Administration of Securities Offering by Listed Companies on the GEB” (February 14, 2020, CSRC Decree No. 164)
3. Provisions on the Rule-Making Procedures for Securities and Futures Rules (March 13, 2020, CSRC Decree No. 165)
4. Decision on Amending Certain Administrative Rules on Securities and Futures (March 20, 2020, CSRC Decree No. 166)
5. Measures for the Administration of Registration of Initial Public Offering of Shares on ChiNext (Trial) (June 12, 2020, CSRC Decree No. 167)
6. Measures for the Administration of the Issuance and Registration of Securities by ChiNext-Listed Companies (Trial) (June 12, 2020, CSRC Decree No. 168)
7. Measures for the Ongoing Supervision of ChiNext Companies (Trial) (June 12, 2020, CSRC Decree No. 169)
8. Measures for the Administration of Sponsorship Services in the Issuance and Listing of Securities (June 12, 2020, CSRC Decree No. 170)
9. Measures for the Administration of Registration of Securities Offering by STAR Market Companies (Trial) (July 3, 2020, CSRC Decree No. 171)
10. Measures for the Administration of Securities Investment Fund Custody Business (July 10, 2020, CSRC Decree No. 172)
11. Decision on Amending the “Measures for the Administration of the Initial Public Offering and Listing of Stocks” (July 10, 2020, CSRC Decree No. 173)
12. Decision on Amending the “Measures for the Administration of Registration of Initial Public Offerings on the Science and Technology Innovation Board (For Trial Implementation)” (July 10, 2020, CSRC Decree No. 174)
13. Measures for Supervision and Administration of Sales Agencies for Publicly Offered Securities Investment Funds (August 28, 2020, CSRC Decree No. 175)
14. Measures for the Administration of Domestic Securities and Futures Investment by Qualified Foreign Institutional Investors and RMB Qualified Foreign Institutional Investors (September 25, 2020; CSRC, PBC, and SAFE; CSRC Decree No. 176)
15. Decision on Amending or Repealing Certain Policies on Securities and Futures (October 30, 2020, CSRC Decree No. 177)
16. Measures for the Administration of Convertible Corporate Bonds (December 31, 2020, CSRC Decree No. 178)21).

### Normative Documents

1. Standards for the Contents and Formats of Information Disclosure by Unlisted Public Companies No. 3—Private Placement Memorandum and Issuance Report (2020 Revision) (January 13, 2020, CSRC Announcement〔2020〕No. 3)
2. Standards for the Contents and Formats of Information Disclosure by Unlisted Public Companies No. 4—Application Documents for Private Placement (2020 Revision) (January 13, 2020, CSRC Announcement〔2020〕No. 4)
3. Standards for the Contents and Formats of Information Disclosure by Unlisted Public Companies No. 9—Annual Report of Innovation Tier Companies (January 13, 2020, CSRC Announcement〔2020〕No. 5)
4. Standards for the Contents and Formats of Information Disclosure by Unlisted Public Companies No. 10—Annual Report of Base Tier Companies (January 13, 2020, CSRC Announcement〔2020〕No. 6)
5. Interim Rules on the Reporting of Securities and Futures Violations (2020 Revision) (January 14, 2020, CSRC Announcement〔2020〕No. 7)
6. Standards for the Contents and Formats of Information Disclosure by Unlisted Public Companies No. 11—Prospectus for the Public Offering of Shares to Unspecific Qualified Investors (January 17, 2020, CSRC Announcement〔2020〕No. 8)
7. Standards for the Contents and Formats of Information Disclosure by Unlisted Public Companies No. 12—Application Documents for the Public Offering of Shares to Unspecific Qualified Investors (January 17, 2020, CSRC Announcement〔2020〕No. 9)
8. Rules on the Calculation of Risk Control Indicators of Securities Companies (January 23, 2020, CSRC Announcement〔2020〕No. 10)
9. Decision on Amending the “Implementing Rules for the Non-Public Offering of Shares by Listed Companies” (February 14, 2020, CSRC Announcement〔2020〕No. 11)
10. Announcement of CSRC, MOF, PBC, and CBIRC on the Trading of China Government Bond Futures of China Financial Futures Exchange by Commercial Banks and Insurance Institutions (February 14, 2020, CSRC Announcement〔2020〕No. 12)
11. Announcement on Matters concerning Administrative Licensing for Non-exchange-listed Public Companies (February 19, 2020, CSRC Announcement〔2020〕No. 13)
12. Decision on Repealing Certain Normative Documents on Securities and Futures (February 21, 2020, CSRC Announcement〔2020〕No. 14)
13. Arrangement for the Transition of Rules for Media Outlets for Information Disclosure (March 2, 2020, CSRC Announcement〔2020〕No. 16)
14. Special Provisions on Shareholding Reduction by Venture Capital Fund in Listed Companies (March 6, 2020, CSRC Announcement〔2020〕No. 17)
15. Announcement on Canceling or Adjusting Certain Administrative Approval Items for Securities Companies and Other Matters (March 3, 2020, CSRC Announcement〔2020〕No. 18)
16. Decision on Amending Certain Normative Documents on Securities and Futures (March 20, 2020, CSRC Announcement〔2020〕No. 20)
17. Guidelines for the Evaluation of STAR Market Issuer Attributes (Trial) (March 20, 2020, CSRC Announcement〔2020〕No. 21)
18. Announcement on Matters concerning the Effective Audit and Disclosure of the Annual Reports of Listed Companies and Other Companies (April 7, 2020, CSRC Announcement〔2020〕No. 22)
19. Guidelines on Investment of Publicly Offered Securities Investment Funds in Stocks Quoted on the National Equities Exchange and Quotations (April 17, 2020, CSRC Announcement〔2020〕No. 23)
20. Decision on Repealing the “Interim Rules on the Investor Suitability Regime for the ChiNext Market” (April 30, 2020, CSRC Announcement〔2020〕No. 24)

21. Rules for Preparing Information Disclosure by Companies Offering Securities to the Public No. 24—Special Provisions on the Financial Report of Innovative Pilot Red Chip Companies under the Registration-Based System (June 12, 2020, CSRC Announcement〔2020〕No. 25)
22. Announcement on Arrangements for the Domestic Listing of Innovative Pilot Red Chip Enterprises (April 30, 2020, CSRC Announcement〔2020〕No. 26)
23. Decision on Amending the “Rules on the Administration of Subordinated Debts of Securities Companies” (May 26, 2020, CSRC Announcement〔2020〕No. 28)
24. Guiding Opinions on Board Transfer and Listing by Companies Admitted to the National Equities Exchange and Quotations (June 3, 2020, CSRC Announcement〔2020〕No. 29)
25. Standards for the Contents and Formats of Information Disclosure by Companies Offering Securities to the Public No. 28—Prospectus of ChiNext Companies (2020 Revision) (June 12, 2020, CSRC Announcement〔2020〕No. 31)
26. Standards for the Contents and Formats of Information Disclosure by Companies Offering Securities to the Public No. 29—Application Documents for Initial Public Offering and Listing on the ChiNext Market (2020 Revision) (June 12, 2020, CSRC Announcement〔2020〕No. 32)
27. Standards for the Contents and Formats of Information Disclosure by Companies Offering Securities to the Public No. 35—Prospectus for Offering Securities to Unspecified Investors by ChiNext Companies (2020 Revision) (June 12, 2020, CSRC Announcement〔2020〕No. 33)
28. Standards for the Contents and Formats of Information Disclosure by Companies Offering Securities to the Public No. 36—Prospectus and Issuance Report for Offering Securities to Specified Investors by ChiNext Companies (2020 Revision) (June 12, 2020, CSRC Announcement〔2020〕No. 34)
29. Standards for the Contents and Formats of Information Disclosure by Companies Offering Securities to the Public No. 37—Application Documents for Offering Securities by ChiNext Companies (2020 Revision) (June 12, 2020, CSRC Announcement〔2020〕No. 35)
30. Special Rules on the Offering and Underwriting of Securities for Initial Public Offering on ChiNext (June 12, 2020, CSRC Announcement〔2020〕No. 36)
31. Standards for the Contents and Formats of Information Disclosure by Companies Offering Securities to the Public No. 43—Prospectus for Offering Securities to Unspecified Investors by STAR Market Companies (July 3, 2020, CSRC Announcement〔2020〕No. 37)
32. Standards for the Contents and Formats of Information Disclosure by Companies Offering Securities to the Public No. 44—Prospectus and Issuance Report for Offering Securities to Specified Investors by STAR Market Companies (July 3, 2020, CSRC Announcement〔2020〕No. 38)
33. Standards for the Contents and Formats of Information Disclosure by Companies Offering Securities to the Public No. 45—Application Documents for Offering Securities by STAR Market Companies (July 3, 2020, CSRC Announcement〔2020〕No. 39)
34. Guidelines on Side-Pocket Mechanism of Publicly Offered Securities Investment Funds (Trial) (July 10, 2020, CSRC Announcement〔2020〕No. 41)
35. Decision on Amending the “Provisions on Classification-Based Supervision of Securities Companies” (July 10, 2020, CSRC Announcement〔2020〕No. 42)
36. Guidelines for the Disclosure of Major Financial and Operating Information after the Audit Deadline for the Financial Reports in the Prospectus of Companies Seeking Initial Public Offering and Listing (2020 Revision) (July 10, 2020, CSRC Announcement〔2020〕No. 43)
37. Guideline for the Supervision of Unlisted Public

- Companies No. 5—Guideline for the Ongoing Supervision of Select Tier Companies (Trial) (July 22, 2020, CSRC Announcement〔2020〕No. 46)
38. Standards for the Contents and Formats of Information Disclosure by Unlisted Public Companies No. 13—Annual Report of Select Tier Companies (July 22, 2020, CSRC Announcement〔2020〕No. 47)
39. Standards for the Contents and Formats of Information Disclosure by Unlisted Public Companies No. 14—Interim Report of Select Tier Companies (July 22, 2020, CSRC Announcement〔2020〕No. 48)
40. Standards for the Contents and Formats of Information Disclosure by Unlisted Public Companies No. 15—Interim Report of Innovation Tier Companies (July 22, 2020, CSRC Announcement〔2020〕No. 49)
41. Standards for the Contents and Formats of Information Disclosure by Unlisted Public Companies No. 16—Interim Report of Base Tier Companies (July 22, 2020, CSRC Announcement〔2020〕No. 50)
42. Standards for the Contents and Formats of Information Disclosure by Unlisted Public Companies No. 17—Quarterly Report of Select Tier Companies (July 22, 2020, CSRC Announcement〔2020〕No. 51)
43. Filing Rules for Engaging in Securities Services by Securities Service Providers (July 24, 2020, CSRC Announcement〔2020〕No. 52)
44. Opinions on the Application of Articles 28 and 45 of the “Measures for the Administration of Major Asset Restructuring of Listed Companies”—Opinions No. 15 on the Application of Securities and Futures Laws (July 31, 2020, CSRC Announcement〔2020〕No. 53)
45. Guidelines on Public Offered Infrastructure Securities Investment Funds (Trial) (August 6, 2020, CSRC Announcement〔2020〕No. 54)
46. Guideline for the Supervision of Unlisted Public Companies No. 6—Regulatory Requirements for Equity Incentive and Employee Stock Ownership Plans (Trial) (August 21, 2020, CSRC Announcement〔2020〕No. 57)
47. Rules on the Implementation of the “Measures for Supervision and Administration of Sales Agencies for Publicly Offered Securities” (August 28, 2020, CSRC Announcement〔2020〕No. 58)
48. Interim Rules on the Administration of Publicity and Promotional Materials of Publicly Offered Securities Investment Funds (August 28, 2020, CSRC Announcement〔2020〕No. 59)
49. Rules on the Criteria for Media Outlets that Disclose Securities Market Information (September 11, 2020, CSRC Announcement〔2020〕No. 60)
50. Decision on Amending the “Rules on Strengthening the Supervision of Listed Securities Companies” (September 17, 2020, CSRC Announcement〔2020〕No. 62)
51. Rules on the Implementation of the “Measures for the Administration of Domestic Securities and Futures Investment by Qualified Foreign Institutional Investors and RMB Qualified Foreign Institutional Investors” (September 25, 2020, CSRC Announcement〔2020〕No. 63)
52. Opinions on the Application of Articles 9 of the “Filing Rules for Engaging in Securities Services by Securities Service Providers” – Opinions No. 16 on the Application of Securities and Futures Laws (October 16, 2020, CSRC Announcement〔2020〕No. 64)
53. Decision on Amending or Repealing Certain Policies on Securities and Futures (October 30, 2020, CSRC Announcement〔2020〕No. 66)

## Appendix 3 Subordinate Institutions

### Shanghai Stock Exchange

The Shanghai Stock Exchange (SSE) was founded on 26 November 1990. It is a self-regulatory organization directly governed by the China Securities Regulatory Commission (CSRC).

The SSE's major responsibilities and functions include: providing the marketplace, facilities and services for centralized securities trading; formulating and amending business rules of the SSE; reviewing applications for public offering and listing of securities as stipulated by the State Council and the CSRC; reviewing and arranging securities listing, and making decisions on delisting and relisting, etc.; providing transfer service for non-publicly offered securities; organizing and supervising securities trading; organizing and implementing innovation in products for and methods of trading; regulating members; regulating listed companies and persons responsible for information disclosure, providing the website for persons responsible for information disclosure to publish information disclosed according to law; regulating the conduct of securities institutions in providing service in securities offering and listing, trading, etc.; establishing or participating in establishing securities registration and settlement institutions; managing and publishing market information; providing investor education and protection; and other duties stipulated by laws and administrative regulations or authorized by the CSRC.

The SSE has four major categories of securities: equities, derivatives, bonds and investment funds. As of 31 December 2020, the SSE has altogether 1,800 listed companies, with a total market capitalization of 45.53 trillion RMB and an annual turnover of 83.99 trillion RMB. The total amount of capital raised from the equities

market is 915.0 billion RMB. The stock options market has listed 1,102 contracts, with an annual trading volume of 982.49 million contracts and an annual turnover of 716.7 billion RMB. The bond market consists of 20,378 listed bonds, with the outstanding value totaling 13.24 trillion RMB and the annual turnover standing at 11.45 trillion RMB. The annual turnover of bond repo is 259.60 trillion RMB. There are 380 listed funds, with a total market value of 919.5 billion RMB and an annual turnover of 10.75 trillion RMB.

Tel: 021-68808888

Fax: 021-68804868

E-mail: [webmaster@secure.sse.com.cn](mailto:webmaster@secure.sse.com.cn)

Website: [www.sse.com.cn](http://www.sse.com.cn)

Address: 388 South Yanggao Road, Shanghai, 200127

### Shenzhen Stock Exchange

Shenzhen Stock Exchange (SZSE), which started operation on 1st December, 1990, is a self-regulated legal entity under the supervision of China Securities Regulatory Commission (CSRC).

Its main functions include: providing the centralized venue, facilities and services for securities trading; formulating and revising operational rules of the stock exchange; reviewing and arranging securities listing and trading; determining listing suspension, resumption, termination and re-listing of securities; offering transfer services for non-public-offering securities; organizing and supervising securities trading; organizing and implementing the innovation of trading products and methods; supervising members; supervising companies whose securities have been listed and traded on the stock exchange and related parties who have obligations

for information disclosure; supervising intermediaries providing services for the listing and trading of securities; establishing or participating in the establishment of securities registration and settlement institutions; managing and disseminating market information; carrying out investor education and protection work; other functions stipulated by laws and administrative regulations, and approved, authorized or delegated by the CSRC.

As of December 2020, SZSE had 2354 listed companies and 2390 stocks. The total market capitalization of SZSE-listed companies was RMB 34.19 trillion, including RMB 26.36 trillion of free float market capitalization. The total amount of fund raised was RMB 563.815 billion and the accumulated turnover value was RMB 122.84 trillion. The number of listed fixed income products was 7954 with the total outstanding amount of RMB 2.5 trillion and an accumulated turnover value of RMB 36.55 trillion. The number of listed funds was 487, with assets under management (AuM) of RMB 266.9 billion and an accumulated turnover value of RMB 2.87 trillion.

Tel: 0755-88668888

Fax: 0755-82083947

E-mail: cis@szse.cn

Website: www.szse.cn

Address: 2012 Shennan Boulevard, Shenzhen, Guangdong Province 518038

### **Shanghai Futures Exchange**

The Shanghai Futures Exchange (SHFE) is a self-regulated entity that is under the uniform regulation of China Securities Regulatory Commission (CSRC) and organizes futures trading activities specified in its by-laws and state laws and regulations.

The major functions of SHFE include: providing venues, facilities and services for futures trading and other related activities, formulating and implementing business rules and risk management rules, designing futures contracts and arranging the listings of contracts, and fulfilling all other obligations mandated by the CSRC.

By the end of 2020, there are 20 futures and 5 options products available for trading on SHFE, including the options on copper, gold, natural rubber, aluminum, and zinc, and the futures on copper, aluminum, zinc, lead, nickel, tin, gold, silver, steel rebar, wire rod, stainless steel, hot rolled coil, crude oil, fuel oil, bitumen, natural rubber, TSR20, woodpulp, low sulfur fuel oil, and bonded copper. SHFE now has 196 members, approximately 1.86 million investor accounts, 102 designated delivery warehouses and 12 designated depository banks. Shanghai International Energy Exchange (INE, the subsidiary of SHFE) has 158 members, approximately 228,100 investor accounts, 29 designated delivery warehouses and 13 designated depository banks.

In 2020, SHFE (including INE) recorded a total turnover of RMB 152.8 trillion, and a total trading volume of 2.129 billion lots (one-sided), with an annual growth of 35.80% and 47.04% respectively.

Tel: 021-68400000

Fax: 021-68401198

E-mail: msc@shfe.com.cn

Website: www.shfe.com.cn

Address: No.500, Pudian Road, China (Shanghai) Pilot Free Trade Zone, Shanghai 200122

### **Zhengzhou Commodity Exchange**

Zhengzhou Commodity Exchange (hereinafter referred to as ZCE) was founded in October, 1990. With

the approval of the State Council, ZCE was established as a pilot exchange in China futures market and it is regulated by the China Securities Regulatory Commission (CSRC).

Major functions of ZCE include: 1) providing venues for futures trading; 2) designing and listing futures contracts; 3) providing clearing and delivery services; 4) supervising futures trading; 5) managing risks of futures trading; 6) providing information for futures trading, etc.

By the end of 2020, ZCE has launched 22 futures products, including common wheat, strong gluten wheat, early rice, late indica rice, japonica rice, cotton, cotton yarn, rapeseed, rapeseed oil, rapeseed meal, white sugar, apple, Chinese jujube, thermal coal, methanol, pure terephthalic acid (PTA), flat glass, manganese silicon, ferrosilicon, urea, soda ash, polyester staple fiber futures and 6 options products including white sugar, cotton, PTA, methanol, rapeseed meal and thermal coal options. ZCE has 151 members, approximately 2.26 million investor accounts, 374 designated delivery warehouses (factories) and 15 designated margin depository banks. In 2020, ZCE's total trading volume increased by 55.7% to 1.7 billion contracts (round turn, same hereinafter), and realized an annual growth of 52.0% in total turnover to 60.1 trillion RMB as well as annual growth of 58.7% in average daily open interest to 7.13 million contracts.

Tel: 0371-65610069

Fax: 0371-65613068

E-mail: [czce@czce.com.cn](mailto:czce@czce.com.cn)

Website: [www.czce.com.cn](http://www.czce.com.cn)

Address: No.30 Shangwu Waihuan Road, Zhengdong New District, Zhengzhou, Henan Province, China 450018.

## Dalian Commodity Exchange

Founded in 1993, Dalian Commodity Exchange (DCE) is a self-regulatory futures exchange which is regulated by China Securities Regulatory Commission (CSRC).

The major functions of DCE include providing venues, facilities, and service for futures and options trading; designing contracts and arranging for the listing of the contracts; organizing and supervising the trading, clearing, and delivery; formulating and implementing risk management rules, and controlling the market risks; organizing and carrying out market promotion and investors education services; investigating and punishing rule violations; and other functions regulated by CSRC.

In 2020, DCE experienced a rapid but steady growth in its market size. Its annual trading volume, turnover and average daily open interest reached 2,207 million lots, RMB 109.20 trillion and 9.604 million lots, up 62.83%, 58.43% and 31.92% from 2019, respectively. DCE has kept expanding OTC derivatives and exchange-traded derivatives. In 2020, it launched five futures and options products and tools, i.e., liquefied petroleum gas (LPG) futures and options, polypropylene (PP), polyvinyl chloride (PVC) and linear low density polyethylene (LLDPE) options. By the end of 2020, a total of 20 futures and 7 options have been listed for trading on DCE. The futures include corn, corn starch, polished round-grained rice, No.1 soybean, No.2 soybean, soybean meal, soybean oil, RBD palm olein, egg, fiberboard, blockboard, LLDPE, PVC, PP, ethylene glycol (EG), ethenylbenzene (EB), metallurgical coke, coking coal, iron ore and LPG; while the options consist of soybean meal, corn, iron ore, LPG, PP, PVC and LLDPE. The night trading of 17 futures and 7 options have also been carried out.

DCE has launched and improved the building of OTC “One Ecosphere and Two Centers” (i.e., Commodity Ecosphere, Trading Center and Price Information Center). In addition, it has opened RBD palm olein futures to overseas investors, which is a further step on its way to internationalization following the opening of iron ore futures. By far, DCE has 160 member firms, 4.46 million investor accounts and 399 designated storage/factory warehouses and 16 designated depository banks. DCE has gradually brought its market functions into play and provided trade pricing references and effective risk management tools for industrial enterprises, continuously making contributions in serving the real economy and national strategies.

At present, DCE is making great efforts to achieve the goal of creating a standardized, transparent, open, dynamic and resilient capital market. It seeks to orient its services towards the real economy and align its innovation with the global pace. By focusing on three priorities of developing products, driving business with technology, and establishing ecosystems, it will accelerate to build a world-class derivatives exchange that integrates futures and physical, synergizes exchange and off-exchange, and connects domestic and overseas markets.

Tel: 0411-84808888

Fax: 0411-84808588

E-mail: office@dce.com.cn

Website: www.dce.com.cn

Address: No.129 Huizhan Road, Dalian 116023, China

### **China Financial Futures Exchange**

With the approval of the State Council and the China Securities Regulatory Commission (CSRC), China Financial Futures Exchange (CFFEX) was established on September 8, 2006 and currently has a registered capital

of RMB 11 billion. CFFEX is the first incorporated exchange in Chinese mainland and the only exchange specializing in financial futures, options and other derivatives.

CFFEX’s major responsibilities and functions include organizing and arranging for the listing, trading, clearing and delivery of financial futures and other financial derivatives, formulating relevant rules, carrying out self-regulation, disseminating market data and related information, providing technology, venue and facility as well as other functions approved by the CSRC.

As of the end of 2020, CFFEX has listed three equity index futures products, i.e. CSI 300 index futures, SSE 50 index futures, and CSI 500 index futures; three China Government Bond (CGB) futures products, i.e. 2-year CGB futures, 5-year CGB futures and 10-year CGB futures; and one equity index options product, i.e. CSI 300 index options.

In 2020, the total trading volume of the three index futures was 74.50 million contracts of which CSI 300 index futures was 30.00 million contracts; SSE 50 index futures 11.75 million contracts; and CSI 500 index futures 32.76 million contracts. The total notional value was RMB 88.93 trillion of which CSI 300 index futures was RMB 39.39 trillion; SSE 50 index futures RMB 11.01 trillion; and CSI 500 index futures RMB 38.53 trillion. The total trading volume of the three CGB futures was 24.04 million contracts of which 2-year CGB futures was 2.31 million contracts; 5-year CGB futures 5.81 million contracts; and 10-year CGB futures 15.91 million contracts. The total notional value was RMB 26.37 trillion of which 2-year CGB futures was RMB 4.67 trillion; 5-year CGB futures RMB 5.87 trillion; and 10-year CGB futures RMB 15.83 trillion. CSI 300 index options traded 16.74 million contracts and RMB 136.56 billion.



Tel: 021-50160666  
Fax: 021-50160606  
E-mail: zixun@cffex.com.cn  
Website: www.cffex.com.cn  
Address: No.288 South Yanggao Road, Pudong New District, Shanghai 200127

### **China Securities Depository and Clearing Corporation Limited (CSDC)**

In accordance with the requirements by the Securities Law for centralization of securities depository and clearing services and with the approval of the State Council and CSRC, China Securities Depository and Clearing Corporation Limited (CSDC) was founded on March 30, 2001 as a non-profit legal entity directly under the administration of the CSRC. CSDC is one of the most important FMIs with systemic significance.

CSDC performs the following functions in line with relevant stipulations of Securities Law of People's Republic of China and Measures for the Administration of Securities Registration and Settlement including establishment and management of securities accounts and settlement accounts, registration of the register of securities holders as well as the registration of their rights and interests, multilateral guaranteed netting and RTGS as well as other clearing and settlement services. Currently CSDC covers the following businesses such as listed securities and securities options in Shanghai Stock Exchange, Shenzhen Stock Exchange and National Equities and Exchange Quotation, cross-border securities trade such as Shanghai-Hong Kong Stock Connect, Shenzhen-Hong Kong Stock Connect, Mainland-Hong Kong Mutual Recognition of Funds (MRF), open-ended fund, asset management products, margin financing loan business, physical delivery services for T-bond futures, and cross-market custodian and registration transfer

services for the bonds transferring between Exchange Market and Inter-bank Market.

As of Dec. 31, 2020 active investor accounts under the management of the CSDC amounted to 177.77 million. The CSDC provided registration and depository services for 25,992 securities in Shanghai and Shenzhen Stock markets, among which 4,239 were listed ones and 8,374 securities listed in National Equities and Exchange Quotation. 2,561 asset management products were registered under CSDC. In 2020, the CSDC reported the gross settlement value of RMB 1,609.25 trillion, a daily gross settlement value of RMB 6.62 trillion, and a daily net settlement value of RMB 234.45 billion. CSDC processed 112.66 million transfers per day with a daily average transfer value of RMB 6.17 trillion.

Tel: 010-66210988  
Fax: 010-66210938  
E-mail: zbshi@chinaclear.com.cn  
Website: www.chinaclear.cn  
Address: No. 17, Taipingqiao Street, Xicheng District, Beijing 100033

### **China Securities Investor Protection Fund Corporation Limited**

Founded on August 30, 2005, China Securities Investor Protection Fund Corporation Limited (SIPF) is a wholly state-owned corporation funded by the State Council, subject to the administration of CSRC.

The major duties of SIPF include: to raise, manage and operate the securities investor protection fund; to monitor risks of securities companies and participate in the risk disposal of these companies; to repay creditors as required by China's relevant policies in case that a securities company is subject to compulsory regulatory measures, including dissolution, closure, bankruptcy,

or administrative takeover, trustee operation by CSRC; to organize and participate in the liquidation of the dissolved, closed or bankrupt securities companies; to manage and dispose foreclosed assets and safeguard SIPF's rights and interests; to put forward regulatory and disposal suggestions to CSRC in case a securities company's operation and management have material risks that may damage the legitimate interests of investors and the safety of the securities market; to work with relevant authorities in establishing a rectification mechanism for the potential risks arising in the course of the operation of securities companies; other duties approved by the State Council.

As of the end of 2020, SIPF has a registered capital of RMB 6.3 billion, and raises, manages and operates the securities investor protection fund in accordance with "Measures for the Administration of Securities Investor Protection Fund". SIPF has paid an aggregate of RMB 22.5303 billion. SIPF has received an accumulated amount of RMB 4.3551 billion during the bankruptcy distribution. The Securities Market Transaction Settlement Fund Monitoring System has conducted the dynamic monitoring of 308 million accounts and RMB 1.63 trillion of margin fund for brokerage clients in the entire market. SIPF has been continuously conducting normalized risk monitoring and pre-warning of securities companies in the whole market.

Tel: 010-66580711

Fax: 010-66580616

E-mail: zhangli@sipf.com.cn

Website: www.sipf.com.cn

Address: 22/F, Tower B, Xincheng Place, No.5 Jinrong Street, Xicheng District, Beijing 100033, P.R. China

## **China Securities Finance Corporation Limited**

With the consent of the State Council and the approval of China Securities Regulatory Commission (CSRC), China Securities Finance Corporation Limited (CSF) was founded on October 28, 2011 as a national securities-related financial institution. It is the only institution in China providing securities firms with centralized funds and securities financing services to support their margin trading and short selling business.

Main responsibilities of CSF include: providing funds and securities loans to securities companies to support their loan services to customers; overseeing the performance of margin transaction business of securities companies; monitoring and analyzing the operation of margin transactions of the whole market, and preventing and controlling relevant risks with market-oriented measures; implementing information statistics and risk monitoring on securities companies involved in share pledge repo transactions; providing custody services for securities investment funds; promoting steady development of the capital market with market-oriented measures; operating CRMA business under the framework of supporting vehicle for POE's bond financing within the bond market of securities exchanges; and other businesses approved by CSRC.

During 2020, CSF has provided securities firms with RMB 980.9 billion worth of funds and securities loans for their margin trading and short selling business. The balance of such loans stood at RMB 212.02 billion at the end of the year, including RMB 66.21 billion of funds loans and RMB 145.81 billion worth of securities loans. As of the end of 2019, 93 securities companies were operating the business of margin trading and short selling; 5.65 million investors had opened credit accounts; 1992 securities were designated for margin trading and short

selling at Shanghai and Shenzhen stock exchanges; and the balance of margin trading and short selling was RMB 1.62 trillion.

Tel: 010-63211666

Fax: 010-63211601

E-mail: csf1@csf.com.cn

Website: www.csf.com.cn

Address: 15/F, CPIC Plaza, No.28 Fengsheng Hutong, Xicheng District Beijing 100032

### **China Futures Market Monitoring Center Limited Corporation**

Approved by the State Council of the People's Republic of China and founded by the China Securities Regulatory Commission (CSRC), the China Futures Market Monitoring Center Limited Corporation (CFMMC) was established as a non-profit corporation in March 2006. Its Shareholders include Shanghai Futures Exchange (SHFE), China Financial Futures Exchange (CFFEX), Zhengzhou Commodity Exchange (ZCE), and Dalian Commodity Exchange (DCE). The CFMMC has a registered capital of 1.365 billion RMB, and is subjected to the guidance, supervision and administration of the CSRC.

The major functions of the CFMMC include: 1) opening account for all investors in the futures market; 2) monitoring the security of the futures margins; 3) providing inquiry service on trading and settlement information for all futures investors; 4) monitoring of the futures markets; 5) conducting macroeconomic and industrial analysis and research; 6) monitoring of the futures business institutions; 7) building and operating futures and derivatives trade repository; 8) acting as the manager of the Futures Investor Protection Fund for investor; 9) providing information service for regulatory authorities and futures exchanges; 10) conducting futures

investors survey; 11) assisting with the disposal of risky company.

At the end of 2020, Chinese future market listed and traded 68 futures varieties and 19 futures options totally. Chinese future market traded a total of 61.53 billion lots in 2020, with a transaction total of 437.53 trillion RMB. Compared with the same period of 2019, the China Commodity Futures Index (CCFI) increased by 23.97%, the China Commodity Composite index (CCCI) increased by 5.04%, the China Agricultural Products Futures Index (CAFI) increased by 15.43%, and the China Industrial Products Futures index (CIFI) increased by 23.29%.

Tel: 010-66555088

Fax: 010-66555038

E-mail: cfmmc@cfmmc.com

Website: www.cfmmc.com, www.cfmmc.cn

Address: 17F, Tower B, XinSheng Plaza, No.5 Jinrong Street, Xicheng District, Beijing 100033

### **China Securities Data Co.,LTD**

Established on 12th September, 2012, China Securities Data Co.,LTD (CSDATA for short) is a specialized institution directly governed by CSRC. The original Capital Market Statistics and Monitoring Center CO.,LTD changes its name into CSDATA in May 2020.

The responsibilities of CSDATA include: undertaking the construction, operation and maintenance of the securities and futures market regulatory big data center, responsible for data collection, processing, aggregation, storage, management and governance; assisting in the coordination of CSRC's regulatory big data analysis need, including statistical queries, risk monitoring, data mining and other regulation applications; according to big data analysis need, proposing the requirements of big data regulation application systems and analysis

software, submitting to R&D institutions for development according to relevant regulations, participating in system launch test and responsible for the acceptance check; providing data and analysis services in accordance with relevant regulations; other tasks assigned by CSRC.

Telephone: 010-63889092

Fax: 010-63889062

E-mail: [cmsmc@cmsmc.cn](mailto:cmsmc@cmsmc.cn)

Web: [www.cmsmc.cn](http://www.cmsmc.cn)

Address: South part, 4th Floor, No.26 Financial Street, Xicheng District, Beijing (100032)

### **The National Equities Exchange and Quotations**

The National Equities Exchange and Quotations (NEEQ) is the third national equity trading venue established upon the approval of the State Council in accordance with the Securities Law. The National Equities Exchange and Quotations Corporation Limited (NEEQ Co. Ltd.), which operates the NEEQ, was registered with the State Administration for Industry & Commerce (SAIC) on September 20, 2012 with registered capital of RMB 3 billion, and was inaugurated on January 16, 2013. It's directly regulated by China Securities Regulatory Commission (CSRC).

The NEEQ Co. Ltd. engages in: offering technology system and facilities for equity trading; formulating and revising business rules of NEEQ; receiving and examining the applications of shares listing and other relevant business, and arranging shares listing for qualified companies; organizing and supervising shares trading and relevant activities; regulating listed companies and other information disclosure obligors; supervising chief agency brokers and other market participants; managing and publicizing information about NEEQ and other functions as approved by the CSRC.

By the end of 2020, 8,187 companies had been listed on the NEEQ, including 41 on the NEEQ Select, a newly established premium tier, 1,138 on the innovation tier and 7,008 on the base tier, with total market capitalization of RMB 2.65 trillion. The total number of shares of listed companies amounted to RMB 533.53 billion, of which 320.811 billion were tradable. During 2020, annual trading volume of listed companies reached 26.042 billion shares, worth RMB 129.464 billion. Listed companies made 716 issues, raising RMB 33.85 billion, and engaged in 167 M&As with a transaction value of RMB 8.997 billion.

Tel: 010-63884521

Fax: 010-63889634

E-mail: [info@neeq.com.cn](mailto:info@neeq.com.cn)

Website: [www.neeq.com.cn](http://www.neeq.com.cn)

Address: Jinyang Building, 26D, Financial Street, Xicheng District, Beijing 100033

### **Securities Association of China**

Pursuant to the Securities Law and the Regulations for Registration and Administration of Social Associations, Securities Association of China (SAC), a non-profit social legal entity, was founded on August 28, 1991 as a self-regulatory organization for the securities industry subject to the guidance and supervision of the China Securities Regulatory Commission (CSRC) and the Ministry of Civil Affairs of China.

The main duties of SAC include: 1) educating and organizing its members and practitioners to comply with the securities-related laws and administrative regulations, organizing its members to put efforts into the maintenance and build-up of their integrity and urging the industry to fulfill social responsibility; 2) protecting the legitimate rights and interests of its members in accordance with the law and putting forward its members' suggestions and

requests to the securities regulatory authorities; 3) urging its members to organize investor education and protection activities and protecting investors' legitimate rights and interests; 4) developing and implementing rules binding on the industry, supervising and inspecting its members' and practitioners' practices, taking disciplinary actions or other self-regulation measures against those who violate laws, administrative regulations, self-regulation rules or the Articles of the Association; 5) developing industry standards and organizing practitioners' trainings; 6) organizing its members to probe into the development and operation of the securities industry, collecting and publishing securities-related information, providing services to its members, enhancing communication and guiding the innovation and development of securities industry; 7) mediating securities-related disputes between its members or between members and their clients; 8) performing other duties and missions prescribed in the Articles of the Association.

By the end of 2020, SAC has 473 members and 390 observers. SAC members include 138 statutory members (securities firms), 256 ordinary members (securities investment consulting companies, credit rating institutions, etc.) and 79 special members (local securities associations, etc.)

Tel: 010-66575800

Fax: 010-66575827

E-mail: bgs@sac.net.cn

Website: www.sac.net.cn

Address: 2/F, Building B, Focus Plaza, No. 19 Jinrong Street, Xicheng District, Beijing 100033

### **China Futures Association**

Pursuant to the Regulation for the Administration of Registration of Association and the Regulations for the Administration of Futures Trading, the China Futures

Association (referred to as "CFA"), which is a non-profit association, was established on December 29, 2000 as a national self-regulatory organization of futures industry subject to the guidance and supervision of the China Securities Regulatory Commission and the Ministry of Civil Affairs of China.

With the mission of "Self-regulation, Service, Conduct", the CFA has the following functions: conducting self-regulation over the futures industry under the centralized supervision and administration of the central government; bridging the government and the futures industry, to serve the members and safeguard their interest; promoting transparency, equitableness and justice of the futures market, maintaining fair competition of the futures industry and protecting the legitimate interests of investors to facilitate the orderly and steady development of China's futures market.

As of the end of 2020, CFA had 416 members, including 336 regular members (FCMs, securities firms, asset management firms, risk management firms, etc.), 5 special members (futures exchanges and the China Futures Market Monitoring Center), and 75 affiliate members (local associations etc.).

Tel: 010-88086967

Fax: 010-88087060

E-mail: cfa@cfachina.org

Website: www.cfachina.org

Address: 8/F, Tower C, Tongtai Building, 33 Financial Street, Xicheng District, Beijing 100140

### **China Association for Public Companies**

China Association for Public Companies (CAPCO), founded on February 15th 2012, is a national self-regulatory organization and a non-profit organization incorporated by publicly listed companies and relevant

entities in accordance with the Securities Law of the People's Republic of China, the Regulation on the Registration and Administration of Organizations, and other applicable laws and regulations. CAPCO operates under the supervision of China Securities Regulatory Commission (CSRC).

CAPCO establishes Party organization to carry out CPC activities in accordance with the Constitution of the Communist Party of China. CAPCO provides necessary conditions for the activities of CPC to ensure the Party organization exerts the political core role, and the Commission for Discipline Inspection fully plays its supervisory role.

CAPCO performs its functions under the guidelines of "Service, Self-regulation, Compliance and Enhancement". It is committed to improving the quality of listed companies, practicing the core socialist values and promoting sound corporate governance practices. In compliance with the principles of openness, fairness and justice of the capital market, CAPCO dedicates to safeguard the legitimate rights and interests of members, promote the quality of listed companies in the goal of promoting the improvement and maturity of the capital market system. CAPCO always advocates integrity in a healthy equity market by encouraging listed companies to fulfill with social responsibilities. CAPCO provides guidance to listed companies and devotes to the work of leading listed companies to comply with securities laws and regulations, departmental rules and regulatory documents, hence to promote the sustainable and healthy development of listed companies in China. Under the leadership of CPC, CAPCO aims to become a new type of social organization that has close ties with listed companies and the capital market.

As of the end of 2020, total number of 2,316 members was registered with CAPCO, including 2,255 general members, 22 associate members and 39 group

members.

Contact Number: 86-10-88009677 (General Office)

86-10-88009675 (Membership Service1)

86-10-88009680 (Membership Service2)

Fax: 86-10-88009684

E-mail: office@capco.org.cn

Website: www.capco.org.cn

Address: 3rd Floor, Tower C, Tongtai Mansion, No.33  
Financial Street, Xicheng District, Beijing, 100033  
P.R.China

### **The Asset Management Association of China**

The Asset Management Association of China (AMAC) was founded on June 6th, 2012, according to the provisions of the Law of the People's Republic of China on Securities Investment Funds (Funds Law) and the State Council Regulations of the Registration and Administration of Social Organizations. Approved by the State Council, it is registered at the Ministry of Civil Affairs of the People's Republic of China. As a national self-regulatory organization of the asset management industry, the AMAC is subject to the guidance, supervision and administration from the China Securities Regulatory Commission (CSRC) and the Ministry of Civil Affairs. According to the Funds Law, fund managers and custodians should join the AMAC, while fund administration providers are welcome to join the AMAC.

The main duties of the AMAC include: 1) educating and organizing its members to abide by the laws and administrative regulations, protecting the legitimate rights and interests of investors; 2) protecting the legitimate rights and interests of its members, reporting suggestions and requests for its members; 3) developing and implementing self-regulatory rules, supervising and inspecting the business conducts of its members and their employees, taking disciplinary actions according

to regulations against those who violate self-regulatory rules or the association's statutes; 4) developing practice standards and business rules for the industry, organizing licensing exams, qualification management and professional trainings for fund management employees; 5) providing service for its members, organizing exchange events for industry and education events for investors, promoting innovation and giving wide publicity to the industry; 6) resolving fund business disputes between its members or members and its clients; 7) organizing registration and filing of private funds; 8) carrying out related missions according to the laws, regulations or the authorization of the CSRC.

As of December 31st, 2020, the AMAC has 4,601 members, including 675 general members, 311 associate members, 3,480 observer members and 135 special members.

As of December 31st, 2020, the total AUM under AMAC self-regulation is 58.00 trillion RMB<sup>①</sup>, which includes 19.89 trillion RMB in mutual funds, 15.97 trillion RMB in private funds<sup>②</sup>; 16.83 trillion RMB asset management products managed by licensed institutions, which includes 8.55 trillion RMB in asset management products of securities companies<sup>③</sup>, 8.06 trillion RMB in asset management products of mutual fund management companies and their subsidiaries and 0.22 trillion RMB in asset management products of futures companies; 3.36 trillion RMB in pension fund; 2.11 trillion RMB in asset-backed investment plans.

Tel: 010-66578250

Fax: 010-66578256

E-mail: [amac@amac.org.cn](mailto:amac@amac.org.cn)

Website: [www.amac.org.cn](http://www.amac.org.cn)

Address: 9F, Tower B, Bank of Communications Building, No.20 Financial Street, Xicheng District, Beijing 100033

### **China Institute of Finance and Capital Markets**

Established in June 2012, China Institute of Finance and Capital Markets (CIFCM), formerly known as the Beijing Institute of Securities and Futures, is a policy research institute under the direct administration of the China Securities Regulatory Commission (CSRC). CIFCM is positioned as a decision support center, strategic think tank and theoretical research base, dedicated to the research of long-term, forward-looking, comprehensive and systematic issues in capital markets.

The main responsibilities of CIFCM include:

1) research on macro-economic and financial market development; 2) drafting of medium and long term strategic plans for capital market development; 3) providing suggestions on policies and regulations of the capital markets; 4) evaluating capital markets' quality, efficiency and potential risks; 5) topical studies regarding theories and practice of capital markets' operation, development and regulations; 6) providing targeted consultation for departments and institutes within CSRC system on important issues and tasks; 7) coordinating research work within CSRC system; 8) managing the post-doctoral station of CSRC; 9) other tasks assigned by CSRC.

Phone number: 010-85578300

Fax number: 010-56088544;56088548

① The total AUM excludes the statistically overlapping AUM of private-fund-manager-advised asset management products issued by licensed financial institutions.

② The total AUM at the end of December equals to the AUM at the end of the third quarter plus the raised AUM of filing products and minus the AUM of liquidated products in the fourth quarter. AUM at the end of the year is to be updated.

③ It includes the direct investment of massive collective investment schemes and private fund subsidiaries of the licensed institutions.

E-mail address: [contact@cifcm.com](mailto:contact@cifcm.com)

Website: [www.cifcm.cn](http://www.cifcm.cn)

Address: 8th Floor, Jinyang Mansion, Finance Street 26,  
Xicheng District, Beijing, P.R.China

Post Code:100033

### **China Securities Information Technology Service Co., Ltd**

China Securities Information Technology Service Co., Ltd, which started operation on 8th November, 2013, is an information technology service organization under the supervision of China Securities Regulatory Commission (CSRC). In December 2019, it was approved as Zhongguancun High-tech Enterprise. In March 2020, the company's abbreviation was changed to CSTECH according to the unified deployment of the Party Committee of CSRC, and its function is positioned as regulatory technology development center.

The major responsibilities of CSTECH include: undertaking the construction, operation and maintenance of information infrastructure such as Zlinc and regulatory cloud platforms; being responsible for requirements coordination, technical development, construction and maintenance of CSRC's National Electronic Regulatory Information System (NERIS); coordinating the requirements of CSRC's big data platform, and providing technical supports such as development, construction, maintenance and operation of its application systems and analysis software; undertaking service work like standards and coding, information security, electronic certification of securities and futures industry; undertaking other tasks assigned by CSRC.

Tel: 010-83141900

Fax: 010-83141991

E-mail: [zbs@csits.org.cn](mailto:zbs@csits.org.cn)

Address: 3/F, Jinyi Building, No.4, Jinrong Street,

Xicheng District, Beijing, China(100033)

### **China Securities Investor Services Center**

Founded on December 5, 2014, China Securities Investor Services Center (ISC) is a non-profit financial institution and is under the direct administration of the China Securities Regulatory Commission .

The major responsibilities of ISC include: not-for-profit publicity and education for individual investors; not-for-profit holding of securities, to exercise shareholders' legitimate rights; providing mediation and settlement services as entrusted by individual investors; operating Chinese Investor Website ([www.investor.org.cn](http://www.investor.org.cn)) on behalf of CSRC; investigating and monitoring investors' needs and demands, and carrying out strategic research and planning; speaking to the government and regulatory authorities on behalf of investors; other businesses authorized by the CSRC.

By the end of 2020, ISC holds shares of 4,133 listed companies (including STAR Market listed companies), and have exercised legitimate shareholders' rights for 3,490 times. ISC filed 34 securities support lawsuits against listed companies, 24 of which have been accepted formally with the claim amount over 119 million Yuan against tortfeasors, continue to push forward the practice of securities representative action system.

ISC has successfully held investor rights knowledge competition, named "Shareholders Coming" & Investor Services Forum for consecutive three years, creating new record of high participation and attention rate. The Chinese Investor Website has been operated steadily, with 62,453 pieces of information published, 634,900 visitors and 1,907,400 page views. In January 2020, China Securities Legal Services Center was officially



established (wholly- owned subsidiaries of ISC) was officially established and continued ISC's dispute resolution responsibility, has accepted 12,418 securities and futures disputes in total, successfully mediated 9,038 cases with the compensation settlement amount of 2,696 million Yuan, and provided loss calculation verification service of 1,857 million Yuan for the securities false statements cases.

Tel: 021-50187501

Fax: 021-50496325

E-mail: [tfzx@isc.com.cn](mailto:tfzx@isc.com.cn)

Address: Building B, No.555 Yingchun Road, Pudong New District, Shanghai 200135

### **The China Capital Market Institute**

The China Capital Market Institute (CCMI), co-established by the China Securities Regulatory Commission (CSRC) and the Shenzhen Municipal Government on December 3, 2012, offers professional education and training for capital market professionals.

The main functions of CCMI include: offering professional and vocational training and education programs to capital market practitioners; conducting applied research based on capital market demand; providing training support to capital market regulators and their affiliates; maintaining cooperation with partners both at home and abroad; and conducting other

businesses related to capital market training.

In 2020, CCMI developed all its programs around the central task of deepening capital market reform. It offered both long-term and short-term training programs to capital market participants such as senior management members of public companies, practitioners in securities firms, funds, and futures businesses, as well as government officials. CCMI developed and offered 7 long-term executive development programs such as the Leaders of Public Companies, the Leaders of Securities, Funds, and Futures Firms, and Leaders of Shenzhen Financial Industry programs. CCMI also offered short-term programs in a dozen specialized fields such as CCP Courses for Financial Practitioners, Corporate Governance, Standardized Operation, Capital Management, Value Investing, FinTech, Compliance and Risk Management, Start-ups and Pre-IPO Trainings. The total number of onsite training programs held in 2020 reached 102, covering more than 10,300 trainees. More than 70 online training programs were conducted involving more than 310,000 online audiences. Meanwhile, 109 external trainings and conferences were undertaken in order to optimize facility utilization.

Tel: 0755-26650859

Fax: 0755-26650835

E-mail: [ccmi@ccmi.edu.cn](mailto:ccmi@ccmi.edu.cn)

Website: [www.ccmi.edu.cn](http://www.ccmi.edu.cn)

Address: No.2 QinYuan 2nd Road, Nanshan District, Shenzhen, Guangdong 518055



## Tables

- Table 1 China's Securities Market at a Glance(2010—2020)
- Table 2 List of Securities Companies
- Table 3 List of Fund Management Companies
- Table 4 List of Futures Companies
- Table 5 List of QFIIs
- Table 6 List of QFII Custodian Banks
- Table 7 List of Overseas Securities Companies with Representative Offices in China
- Table 8 List of Overseas Exchanges with Representative Offices in China
- Table 9 List of Bilateral MOUs on Regulatory Cooperation



**Table 1** China's Securities Market at a Glance(2010--2020)

Metrics	2010	2011	2012	2013	2014	2015	2016	2017	2018	2019	2020
Companies listed in China (A-shares and B-shares)	2,063	2,342	2,494	2,489	2,613	2,827	3,052	3,485	3,584	3,777	4,154
Foreign-invested companies listed in China (B-shares)	108	108	107	106	104	101	100	100	99	97	93
Total outstanding shares (Billion shares)	2,698.449	2,974.511	3,183.362	3,382.204	3,679.51	4,302.414	4,875.029	5,374.667	5,758.102	6,173.979	6,545.593
free float (Billion shares)	1,944.215	2,249.986	2,477.822	2,999.712	3,228.925	3,704.337	4,113.605	4,504.487	4,904.756	5,248.806	5,635.349
Total market capitalization (Billion RMB)	26,542.259	21,475.809	23,035.762	23,907.719	37,254.696	53,146.27	50,768.588	56,708.608	43,492.402	59,307.453	79,723.816
free float market capitalization (Billion RMB)	19,311.041	16,492.13	18,165.826	19,957.954	31,562.431	41,788.076	39,340.168	44,929.815	35,379.419	48,332.719	64,360.529
Turnover (Billion RMB)	54,563.354	42,164.458	31,458.327	46,872.861	74,238.526	255,054.131	127,768.032	112,462.511	90,173.939	127,415.891	206,825.251
Shanghai Composite Index (closing)	2,808.07	2,199.42	2,269.13	2,115.98	3,234.68	3,539.18	3,103.64	3,307.17	2,493.9	3,050.12	3,473.07
Shenzhen Composite Index (closing)	1,290.86	866.65	881.17	1,057.67	1,415.19	2,308.91	1,969.11	1,899.34	1,267.87	1,722.95	2,329.37
Turnover of exchange-traded spot bond market (Billion RMB)	584.754	684.393	988.253	1,741.183	2,819.138	3,446.432	5,329.42	5,544.179	5,928.681	8,353.02	20,178.582
Securities investment funds	704	914	1,173	1,551	1,899	2,723	3,873	4,848	5,792	6,111	7,490
Size of securities investment funds (Billion units)	2,395.533	2,651.037	3,170.841	3,116.718	4,203.272	7,667.413	8,842.832	11,018.212	12,896.633	13,693.742	17,034.455
Turnover for securities investment funds (Billion RMB)	899.644	636.581	812.361	1,478.547	4,723.089	15,268.459	11,144.432	9,805.189	10,270.46	9,167.937	293.004
Total futures trading volume (Million contracts)	1,566.7646	1,054.0887	1,450.4624	2,061.7733	2,505.8557	3,577.9106	4,137.7683	3,071.0217	3,010.6967	3,921.5668	6,027.3544
Turnover of futures market (Billion RMB)	113,488.354	93,747.568	95,282.454	126,467.331	127,971.253	136,470.705	177,412.499	163,300.386	210,805.748	290,400.459	437,300.525

**Table 2** **List of Securities Companies**

No.	Name	Foreign Investment		Branch in Hong Kong SAR
		Foreign Shareholders	Shareholding Ratio	
1	Aijian Securities Co., Ltd.			No
2	Essence Securities Co., Ltd.			Yes
3	Essence Asset Management Co., Ltd.			No
4	Beijing Gao Hua Securities Co., Ltd.			No
5	Bohai Securities Co., Ltd.			No
6	Caida Securities Co., Ltd.			No
7	Chasing Securities Co., Ltd.			No
8	Caitong Securities Co., Ltd.			Yes
9	Caitong Asset Management Co., Ltd.			No
10	Great Wall Glory Securities Co., Ltd.			No
11	China Great Wall Securities Co., Ltd.			No
12	Changjiang Securities Asset Management (Shanghai) Co., Ltd.			No
13	Changjiang Financing Services Co., Ltd.			No
14	Changjiang Securities Co., Ltd.			Yes
15	N-SECURITIES CO., LTD.			No
16	China Chuancai Securities Co., Ltd.			No
17	DATON Securities Co., Ltd.			No
18	Datong Securities Brokerage Co., Ltd.			No
19	Tebon Securities Co., Ltd.			No
20	First Capital Investment Banking Co., Ltd.			No
21	First Capital Securities Co., Ltd.			No
22	Northeast Securities Co., Ltd.			No
23	Orient Securities Investment Banking Co., Ltd.			No
24	Orient Securities Co., Ltd.			Yes
25	Donghai Securities Co., Ltd.			Yes

Continued

No.	Name	Foreign Investment		Branch in Hong Kong SAR
		Foreign Shareholders	Shareholding Ratio	
26	Dongguan Securities Co., Ltd.			No
27	Soochow Securities Co., Ltd.			Yes
28	Dongxing Securities Co., Ltd.			Yes
29	Founder Securities Co., Ltd.			Yes
30	Goldman Sachs Gao Hua Securities Co., Ltd.	The Goldman Sachs Group, Inc.	51.00%	No
31	Everbright Securities Co., Ltd.	China Everbright Ltd	20.83%	Yes
32	GF Securities Co., Ltd.			Yes
33	GF Asset Management (Guangdong) Co., Ltd.			No
34	China Securities South China Co., Ltd.			No
35	Guodu Securities Co., Ltd.			Yes
36	SEALAND Securities Co., Ltd.			No
37	Sinolink Securities Co., Ltd.			Yes
38	China Development Bank Securities Co., Ltd.			No
39	Guolian Securities Co., Ltd.			Yes
40	Golden Sun Securities Co., Ltd.			No
41	Guotai Junan Securities Co., Ltd.			Yes
42	Guosen Securities Co., Ltd.			Yes
43	Guoyuan Securities Co., Ltd.			Yes
44	ZTF Securities Co., Ltd.			No
45	Haitong Securities Co., Ltd.			Yes
46	Hengtaichangcai Securities Co., Ltd.			No
47	Hengtai Securities Co., Ltd.			No
48	Hongta Securities Co., Ltd.			No
49	Hongxin Securities Co., Ltd.			No
50	Huaan Securities Co., Ltd.			No
51	Hwabao Securities Co., Ltd.			No
52	Huachuang Securities Co., Ltd.			No
53	Huafu Securities Co., Ltd.			Yes
54	Huajing Securities Co., Ltd.			No

Continued

No.	Name	Foreign Investment		Branch in Hong Kong SAR
		Foreign Shareholders	Shareholding Ratio	
55	Chinalion Securities Co., Ltd.			No
56	China Dragon Securities Co., Ltd.			No
57	Huarong Securities Co., Ltd.			No
58	Huatai United Securities Co., Ltd.			Yes
59	Huatai Securities Asset Management (Shanghai) Co., Ltd.			No
60	Huatai Securities Co., Ltd.			No
61	Huaxi Securities Co., Ltd.			No
62	China Fortune Securities Co., Ltd.			No
63	Hua Ying Securities Co., Ltd.			No
64	Jianghai Securities Co., Ltd.			No
65	CITIC-Kington Securities Co., Ltd.			No
66	Goldstate Securities Co., Ltd.			No
67	Jiuzhou Securities Co., Ltd.			No
68	Kaiyuan Securities Co., Ltd.			No
69	Yuekai Securities Co., Ltd.			No
70	Mingsheng Securities Co., Ltd.			No
71	Morgan Stanley Huaxin Securities Co., Ltd.	Morgan Stanley Asia Limited	51.00%	No
72	Nanjing Securities Co., Ltd.			No
73	Ping An Securities Co., Ltd. (PASC)			Yes
74	Zhongtai Securities (Shanghai) Asset Management Co., Ltd.			No
75	Zhongtai Securities Co., Ltd.			Yes
76	Guorong Securities Co., Ltd.			No
77	Credit Suisse Founder Securities Limited	Credit Suisse AG	51.00%	No
78	UBS Securities Co., Ltd.	UBS AG	51.00%	No
79	Shanxi Securities Co., Ltd.			Yes
80	Orient Securities Asset Management Co., Ltd.			No
81	Everbright Securities Asset Management Co., Ltd.			No



Continued

No.	Name	Foreign Investment		Branch in Hong Kong SAR
		Foreign Shareholders	Shareholding Ratio	
82	Shanghai Guotai Junan Security Asset Management Co., Ltd.			No
83	Shanghai Haitong Securities Asset Management Co., Ltd.			No
84	Shanghai Securities Co., Ltd.			No
85	Shenwan Hongyuan Western Securities Co., Ltd.			No
86	Shenwan Hongyuan Financing Services Co., Ltd.			No
87	Shenwan Hongyuan Securities Co., Ltd.			Yes
88	Century Securities Co., Ltd.			No
89	Capital Securities Co., Ltd.			No
90	Pacific Securities Co.,			No
91	Tianfeng Securities Co., Ltd.			Yes
92	Wanhe Securities Brokerage Co., Ltd.			No
93	Wanlian Securities Co., Ltd.			No
94	Minmetals Securities Co., Ltd.			No
95	Western Securities Co., Ltd.			No
96	Eastmoney Securities Co., Ltd.			No
97	Southwest Securities Co., Ltd.			Yes
98	Xiangcai Securities Co., Ltd.			No
99	New Times Securities Co., Ltd.			No
100	Cinda Securities. Co., Ltd.			No
101	Industrial Securities Co., Ltd.			Yes
102	Xingzheng Securities Asset Management Co., Ltd.			No
103	China Galaxy Jinhui Asset Management Co., Ltd.			No
104	Yintai Securities Co., Ltd.			No
105	Yingda Securities Co., Ltd.			No
106	China Merchants Securities Co., Ltd.			No
107	CMS Asset Management (HK) Co., Limited			Yes
108	Zhejiang Zheshang Securities Asset Management Co., Ltd.			No

Continued

No.	Name	Foreign Investment		Branch in Hong Kong SAR
		Foreign Shareholders	Shareholding Ratio	
109	Zheshang Securities Co., Ltd.			No
110	Zhong De Securities Co., Ltd.	Deutsche Bank AG	33.30%	No
111	China International Capital Corporation Ltd	public shareholders , Tencent Mobility Limited, Des Voeux Investment Company Limited	39.44%	Yes
112	Founder Securities Financing Services Co., Ltd..			No
113	China Galaxy Securities Co., Ltd.			Yes
114	China International Capital Wealth Management Securities Co., Ltd.			Yes
115	AVIC Securities Co., Ltd.			No
116	Zhongshan Securities Co., Ltd.			No
117	Zhongtian Securities Co., Ltd.			No
118	China Securities Co., Ltd.			Yes
119	CITIC Securities (Shandong) Co., Ltd.			No
120	CITIC Securities Co., Ltd.			Yes
121	BOC International (China) Ltd.	BOC International Holdings	33.42%	No
122	China Post Securities Co., Ltd.			No
123	Central China Securities Co., Ltd.			Yes
124	LC Securities Co., Ltd.			No
125	Guosheng Securities Asset Management Co., Ltd.			No
126	Dongzheng Ronghui Securities Asset Management Co., Ltd.			No
127	Bohai Huijin Securities Asset Management Co., Ltd.			No
128	Shengang Securities Co., Ltd.	Mason Group Holdings Ltd., Freeman Securities Ltd., JT Capital Management Ltd.	29.32%	No
129	CR Securities Co., Ltd.	China Renaissance Broking Services (Hong Kong) Ltd.	48.83%	No
130	HSBC Qianhai Securities Co., Ltd.	HSBC Co., Ltd.	51.00%	No
131	BEA Qianhai Securities Co., Ltd.	HK BEA Co., Ltd.	49.00%	No

Continued

No.	Name	Foreign Investment		Branch in Hong Kong SAR
		Foreign Shareholders	Shareholding Ratio	
132	Nomura Orient International Securities Co., Ltd.	Nomura Holdings	51.00%	No
133	J.P. Morgan Securities (China) Co., Ltd	J.P. Morgan International Finance Limited	51.00%	No
134	Jinyuan President Securities Co., Ltd.	President Securities Corporation	49.00%	No
135	Yongxing Securities Co., Ltd.			No
136	Yongzheng Asset Management Co., Ltd.			No
137	Tianfeng (Shanghai) Securities Asset Management Co., Ltd .			No
138	Topsperity Securities Co., Ltd.			No

**Table 3 List of Fund Management Companies**

No.	Company	Foreign Investment		Branch in Hong Kong SAR
		Foreign Shareholders	Shareholding Ratio	
1	Guotai Asset Management Co., Ltd.	Assicurazioni Generali S.P.A	30%	Yes
2	China Southern Fund Management Co., Ltd.			Yes
3	China Asset Management Co., Ltd.	Power Corporation of Canada; Mackenzie Financial Corporation	27.80%	Yes
4	Hua An Asset Management Co., Ltd.			Yes
5	Bosera Asset Management Co., Ltd.			Yes
6	Penghua Fund Management Co., Ltd.	Eurizon Capital SGRS.p.A.	49%	No
7	Changsheng Fund Management Co., Ltd.	DBS BANK LTD.	33%	Yes
8	Harvest Fund Management Co., Ltd.	Deutsche Asset Management	30%	Yes
9	Dacheng Fund Management Co., Ltd.			Yes
10	Fullgoal Fund Management Co., Ltd.	BMO	27.775%	Yes
11	E Fund Management Co., Ltd.			Yes
12	Baoying Fund Management Co., Ltd.			No
13	Rongtong Fund Management Co., Ltd.	Nikko Asset Management Co., Ltd.	40%	Yes
14	Yinhua fund management Co., Ltd.			Yes
15	Great Wall Fund Management Co., Ltd.			No
16	Galaxy Asset Management Co., Ltd.			No
17	Manulife TEDA Fund Management Co., Ltd.	Manulife Asset Management (Hongkong) Limited	49%	No
18	UBS SDIC Fund Management Co., Ltd.	UBSAG	49%	Yes
19	Wanjia Asset Management Co., Ltd.			No
20	Golden Eagle Fund Management Co., Ltd.			No
21	China Merchants Fund Management Co., Ltd.			Yes
22	Fortune SG Fund Management Co., Ltd.	Warburg Pincus Asset Management, L.P.	49%	Yes

Continued

No.	Company	Foreign Investment		Branch in Hong Kong SAR
		Foreign Shareholders	Shareholding Ratio	
23	Morgan Stanley Huaxin Fund Management Co., Ltd.	Morgan Stanley International Holdings Inc.	49%	No
24	GTJA Allianz Funds Management Co., Ltd.	Allianz Group	49%	No
25	HFT Investment Management Co., Ltd.	BNPPIP BE Holding	49%	Yes
26	Chang Xin Asset Management Co., Ltd.			No
27	First-Trust Fund Management Co., Ltd.			No
28	China Nature Asset Management Co., Ltd.			No
29	Invesco Great Wall Fund Management Co., Ltd.	Invesco Asset Management	49%	No
30	GF Fund Management Co., Ltd.			Yes
31	AEGON-INDUSTRIAL Fund Management Co., Ltd.	AEGON International B.V.	49%	No
32	Lion Fund Management Co., Ltd.			Yes
33	SWS MU Fund Management Co., Ltd.	SWSMU Fund Management Co.,Ltd.	33%	No
34	Zhong Hai Fund Management Co., Ltd.	Lacompagnie Financiere Edmond De Rothschild Banque	25%	No
35	Everbright Pramerica Fund Management Co., Ltd.	Pramerical Investment Management	45%	No
36	Harfor Fund Management Co., Ltd.			No
37	China International Fund Management Co., Ltd.	J.P.Morgan Asset Management(U.K.)Limited	49%	Yes
38	Orient Fund Management Co., Ltd.			No
39	Bank of China Investment Management Co., Ltd.	Blackrock Investment Management(UK)Ltd	16.5%	No
40	Soochow Asset Management Co., Ltd.			No
41	Franklin Templeton Sealand Fund Management Co., Ltd.	Templeton International Inc.	49%	No
42	Tian Hong Asset Management Co., Ltd.			No
43	Huatai-PineBridge Fund Management Co., Ltd.	Pine Bridge Investments LLC	49%	No
44	New China Fund Management Co., Ltd.			No
45	China Universal Asset Management Co., Ltd.			Yes
46	ICBC Credit Suisse Asset Management Co., Ltd.	Credit SuisseAG	20%	Yes

Continued

No.	Company	Foreign Investment		Branch in Hong Kong SAR
		Foreign Shareholders	Shareholding Ratio	
47	Bank of Communications Schroders Fund Management Co., Ltd	Schroder Investment Management Limited	30%	Yes
48	CITIC-Prudential Fund Management Co., Ltd.	Prudential Group	49%	No
49	CCB Principal Asset Management Co., Ltd.	Principal Financial Services, Inc.	25%	Yes
50	Huashang Fund Management Co., Ltd.			No
51	HSBC Jintrust Fund Management Co., Ltd.	HSBC Investments (UK) Limited	49%	No
52	YIMIN Asset Management Co., Ltd.			No
53	China Post & Capital Fund Management Co., Ltd.	Sumitomo Mitsui Banking Corporation	24%	Yes
54	First State Cinda Fund Management Co., Ltd.	Colonial First State Group Ltd.	46%	No
55	Lord Abbett China Asset Management Co., Ltd.			No
56	Zhong Ou Asset Management Co., Ltd.	Unionedi Banche Italiane S.c.p.a	25%	Yes
57	Goldstate Capital Fund Management Co., Ltd.			No
58	AXA SPDB Investment Managers CO., Ltd.	AXA Investment Managers	39%	No
59	ABC-CA Fund Management Co., Ltd.	Credit Agricole Asset Management	33.33%	No
60	Minsheng Royal Fund Management Co., Ltd.	Royal Bank of Canada	30%	No
61	Western Leadbank Fund Management Co., Ltd.			No
62	ZheShang Fund Management Co., Ltd.			No
63	Pingan-Uob Fund Management Co., Ltd.	UOB Asset Management Ltd.	17.51%	No
64	Fuanda Fund Management Co., Ltd.			No
65	Cai Tong Fund Management Co., Ltd.			No
66	Founder Fubon Fund Management Co., Ltd.	Fubon Asset Management Co.,Ltd	33.33%	No
67	ChangAn Fund Management Co., Ltd.			No
68	G Fund Management Co., Ltd.			No
69	Essence Fund Management Co., Ltd.			No
70	Tebon Fund Management Co., Ltd.			No

Continued

No.	Company	Foreign Investment		Branch in Hong Kong SAR
		Foreign Shareholders	Shareholding Ratio	
71	Mirae Asset Huachen Fund Management Co., Ltd.	Mirae Asset Global Investments Co.,Ltd.	25%	No
72	Hongta Hotland Fund Management Co., Ltd.			No
73	Yingda Asset Management Co., Ltd.			No
74	Jiangxin Fund Management Co., Ltd.			No
75	Taiping Fund Management Co., Ltd.	Ashmore Investment Management Limited	8.5%	No
76	CR Yuanta Fund Management Co., Ltd.	Yuanta Securities Investment Trust Co., Ltd.	24.50%	No
77	Qianhai Kaiyuan Fund Management Co., Ltd.			No
78	Donghai Fund Management Co., Ltd.			No
79	Bank of Beijing Scotiabank Asset Management Co., Ltd	Bank of Nova Scotia	28%	Yes
80	CIB Fund Management Co., Ltd.			No
81	Zhong Rong Fund Management Co., Ltd.			No
82	CDBS Cathay Asset Management Co., Ltd.	Cathay Securities Investment Trust Co.,Ltd.	33.3%	No
83	China Fund Management Co., Ltd.			No
84	BOSC Asset Management Co., Ltd.			No
85	XinYuan Asset Management Co., Ltd.			No
86	Maxwealth Fund Management Co., Ltd.	Lion Global Investors Limited	28.51%	No
87	Xingyin Fund Management Co., Ltd.			No
88	China Life AMP Asset Management Co., Ltd.	AMP Capital Investors Limited	14.97%	No
89	Golden Trust SinoPac Fund Management Co., Ltd.	Sino Pac Securities Investment Trust Co.,Ltd.	49%	No
90	CICC Fund Management Co., Ltd.			No
91	Beixin Ruifeng Fund Management Co., Ltd.			No
92	Hotland Asset Management Co., Ltd.			No
93	JYAH Asset Management Co., Ltd.			No
94	TruValue Asset Management Co., Ltd.			No
95	JT Asset Management Co., Ltd.			No
96	Hongde Fund Management Co., Ltd			No

Continued

No.	Company	Foreign Investment		Branch in Hong Kong SAR
		Foreign Shareholders	Shareholding Ratio	
97	JX Asset Management Co., Ltd.			No
98	XinJiang Qianhai Alliance Asset Management Co., Ltd.			No
99	Sinvo Fund Management Co., Ltd.			No
100	CS Richland Funds Co., Ltd.			No
101	Furong Fund Management Co., Ltd.			No
102	Huian Fund Management Co., Ltd.			No
103	V Fund Management Co., Ltd.			No
104	China Aviation Fund Management Co., Ltd.			No
105	Huatai Baoxing Fund Management Co., Ltd.			No
106	Pengyang Asset Management Co., Ltd.			No
107	Hang Seng Qianhai Fund Management Co., Ltd.	HangSeng Bank Limited	70%	No
108	Green Fund Management Co., Ltd.			No
109	Nanhua Fund Management Co., Ltd.			No
110	V. Stone Fund Management Co., Ltd.			No
111	Gowin AMC Co., Ltd.			No
112	Oriental Alpha Fund Management Co., Ltd.			No
113	Hengyue Fund Management Co., Ltd.			No
114	Hony Horizon Fund Management Co., Ltd.			No
115	United Vision Asset Management Co., Ltd.			No
116	Broad Fund Management Co., Ltd.			No
117	Hexa Asset Management Co., Ltd.			No
118	Zhonggeng Fund Management Co., Ltd.			No
119	Xiangcai Fund Management Co., Ltd.			No
120	Foresight Fund Management Co., Ltd.			No
121	Rosefinch Fund Management Co., Ltd.			No
122	Chunhou Fund Management Co., Ltd.			No
123	Tongtai Fund Management Co., Ltd.			No



Continued

No.	Company	Foreign Investment		Branch in Hong Kong SAR
		Foreign Shareholders	Shareholding Ratio	
124	Huisheng Fund Management Co., Ltd.			No
125	Tibet Eastmoney Fund Management Co., Ltd.			No
126	Boyuan Fund Management Co., LTD.			No
127	Huarong Fund Management Co., Ltd			No
128	Minya Fund Management Co., Ltd.			No
129	Integrity Fund Management Co., Ltd.			No
130	Xinghua Fund Management Co., Ltd.			No
131	Dongxing Asset Management Co., Ltd.			No
132	Ruida Asset Management Co., Ltd.			No
133	Springs Fund Management Co., Ltd.			No

**Table 4** **List of Futures Companies**

No.	Name	Rating	Foreign Investment		Branch in Hong Kong SAR
			Foreign Shareholders	Shareholding Ratio	
1	AHCOF Futures Co., Ltd.	BBB			No
2	Baocheng Futures Co., Ltd.	BBB			No
3	Capital Futures Co., Ltd.	B			No
4	Brilliant Futures Co., Ltd.	BB			No
5	Bohai Futures Co., Ltd.	A			No
6	Caida Futures Co., Ltd.	BB			No
7	Chasing Futures Co., Ltd.	BBB			No
8	Changan Futures Co., Ltd.	BB			No
9	Greatwall Futures Co., Ltd.	CCC			No
10	Changjiang Futures Co., Ltd.	A			No
11	Shengxing Futures Co., Ltd.	B			No
12	Shengda Futures Co., Ltd.	CCC			No
13	Chuang Yuan Futures Co., Ltd.	BBB			No
14	Dadi Futures Co., Ltd.	A			Yes
15	Dalian Fortune Futures Co., Ltd.	B			No
16	Datong Futures Brokerage Co., Ltd.	D			No
17	Dayou Futures Co., Ltd.	BBB			No
18	Dayue Futures Co., Ltd.	BBB			No
19	DOTO Futures Co., Ltd.	BB			No
20	First Capital Co., Ltd.	BB			No
21	Oriental Huijin Futures Co., Ltd.	CC			No
22	Donghai Futures Co., Ltd.	A			No
23	CES Futures Co., Ltd.	BBB			No
24	Soochow Futures Co., Ltd.	A			No
25	Dongxing Futures Co., Ltd.	BBB			No

Continued

No.	Name	Rating	Foreign Investment		Branch in Hong Kong SAR
			Foreign Shareholders	Shareholding Ratio	
26	Founder CIFCO Futures Co., Ltd.	AA			No
27	Funeng Futures Co., Ltd.	BB			No
28	Gelin Dahua Futures Co., Ltd.	A			No
29	Guan Tong Futures Brokerage Co., Ltd.	BB			No
30	Everbright Futures Co., Ltd.	AA			No
31	GF Futures Co., Ltd.	AA			Yes
32	Guangzhou Finance Holdings Futures Co., Ltd.	BBB			No
33	Guangzhou Futures Co., Ltd.	BB			No
34	Guosheng Futures Co., Ltd.	B			No
35	Guodu Futures Co., Ltd.	BB			No
36	Guofu Futures Co., Ltd.	A			No
37	Guohai Liangshi Futures Co., Ltd.	BBB			No
38	Sinolink Futures Co., Ltd.	BBB			No
39	Guolian Futures Co., Ltd.	BBB			No
40	ITG Futures Co., Ltd.	BBB			Yes
41	Guotai Junan Futures Co., Ltd.	AA			No
42	SDIC Essence Futures Co., Ltd.	AA			No
43	Guosen Futures Co., Ltd.	A			No
44	Guoyuan Futures Co., Ltd.	BBB			No
45	HNA Futures Co., Ltd.	B			No
46	Haitong Futures Co., Ltd.	AA			Yes
47	Hicend Futures Co., Ltd.	BBB			No
48	Hehe Futures Brokerage Co., Ltd.	BB			No
49	Herong Futures Brokerage Co., Ltd.	B			No
50	Heyin Futures Co., Ltd.	BB			No
51	Hengtai Futures Co., Ltd.	BB			No
52	Hongyuan Futures Co., Ltd.	A			No
53	Holly Futures Co., Ltd.	A			Yes

Continued

No.	Name	Rating	Foreign Investment		Branch in Hong Kong SAR
			Foreign Shareholders	Shareholding Ratio	
54	Hongta Futures Co., Ltd.	BBB			No
55	Hua'an Futures Co., Ltd.	BB			No
56	Huachuang Futures Co., Ltd.	BBB			No
57	Huajin Futures Co., Ltd.	BB			No
58	Hualian Futures Co., Ltd.	BBB			No
59	Hualong Futures Ltd.	CC			No
60	Huarong Futures Co., Ltd.	BB			No
61	Huarong Rongda Futures Co., Ltd.	A			No
62	Huatai Futures Co., Ltd.	AA			Yes
63	Huawen Futures Co., Ltd.	CC			No
64	Huaxi Futures Co., Ltd.	BBB			No
65	China Fortune Futures Co., Ltd.	D			No
66	Huishang Futures Co., Ltd.	BB			Yes
67	Chaos Ternary Futures Co., Ltd.	BBB			Yes
68	CCB Futures Co., Ltd.	A			No
69	Jianghai Huixin Futures Co., Ltd.	B			No
70	Donghua Futures Co., Ltd.	B			No
71	Jiangxi Ruiqi Futures Co., Ltd.	BBB			No
72	Jintou Futures Co., Ltd.	B			No
73	Jinpeng International Futures Co., Ltd.	BBB			No
74	Jinrui Futures Co., Ltd.	A			Yes
75	Jinshi Futures Co., Ltd.	BB			No
76	Goldtrust Futures Co., Ltd.	BB			No
77	Goldstate Futures Co., Ltd.	BB			No
78	Jintai Futures Co., Ltd.	BB			No
79	JZ Futures Co., Ltd.	BB			No
80	Luzheng Futures Co., Ltd.	AA			Yes
81	Maike Futures Co., Ltd.	C			No
82	MAILYARD Futures Co., Ltd.	BBB			No

Continued

No.	Name	Rating	Foreign Investment		Branch in Hong Kong SAR
			Foreign Shareholders	Shareholding Ratio	
83	Minsheng Futures Co., Ltd.	BB			No
84	J.P. Morgan Futures Co., Ltd.	BBB	JP MORGAN BROKING (HONGKONG) LIMITED	100.00%	No
85	Nanhua Futures Co., Ltd.	AA			Yes
86	Nanzheng Futures Co., Ltd.	CC			No
87	Ping An Futures Co., Ltd.	A			No
88	Qianhai Futures Co., Ltd.	BB			No
89	QK Futures Co., Ltd.	CCC			No
90	Ruida Futures Co., Ltd.	A			Yes
91	UBS Futures Co., Ltd.	BB			No
92	Shandong Gold Futures Co., Ltd.	BB			No
93	Sanli Futures Co., Ltd.	BBB			No
94	Shanghai Dalu Futures Co., Ltd.	CC			No
95	Shanghai Dongfang Futures Brokerage Co., Ltd.	BBB			No
96	Shanghai Eastmoney Futures Co., Ltd.	D			No
97	Shanghai East Asia Futures Co., Ltd.	B			No
98	Orient Futures Co., Ltd.	AA			No
99	Shanghai Zheshi Futures Co., Ltd.	B			No
100	Shanghai CIFCO Futures Co., Ltd.	BBB			No
101	Nonfemet Commodities & Futures Agent Co., Ltd.	BBB			No
102	Shenyin & Wanguo Futures Co., Ltd.	AA			No
103	Miracle China Futures Co., Ltd.	B			No
104	Capital Jingdu Futures Co., Ltd.	BBB			No
105	TF Futures Co., Ltd.	BBB			No
106	Tianfu Futures Co., Ltd.	B			No
107	Tianhong Futures Co., Ltd.	B			No
108	Tonghui Futures Co., Ltd.	B			No
109	Tongguan Jinyuan Futures Co., Ltd.	BB			No

Continued

No.	Name	Rating	Foreign Investment		Branch in Hong Kong SAR
			Foreign Shareholders	Shareholding Ratio	
110	Minmetal Futures Co., Ltd.	AA			Yes
111	Western Futures Co., Ltd.	BB			No
112	Xinan Futures Co., Ltd.	BBB			No
113	Pioneer Futures Co., Ltd.	BB			No
114	Xinsheng Futures Co., Ltd.	BB			No
115	Xinhu Futures Co., Ltd.	AA			Yes
116	New Era Futures Co., Ltd.	D			No
117	Xindingsheng Futures Co., Ltd.	B			No
118	Cinda Futures Co., Ltd.	BBB			No
119	China Industrial Futures Ltd.	A			No
120	Industrial Futures Co., Ltd.	CC			No
121	First Futures Co., Ltd.	A			No
122	Galaxy Futures Co., Ltd.	AA			No
123	Yingda Futures Co., Ltd.	BBB			No
124	Yong'an Futures Co., Ltd.	AA			Yes
125	Yongshang Futures Co., Ltd.	B			No
126	Cloud Wealth Futures Co., Ltd.	BBB			No
127	Yunchen Futures Co., Ltd.	BB			No
128	Zhao Jin Futures Co., Ltd.	BB			No
129	China Merchants Futures	A			No
130	Zhejiang New Century Futures Co., Ltd.	CC			No
131	Zheshang Futures Co., Ltd.	AA			Yes
132	Zhongcai Futures Co., Ltd.	BB			No
133	Zhongda Futures Co., Ltd.	BBB			Yes
134	Xianrong Futures Co., Ltd.	BBB			No
135	Sinosteel Futures Co., Ltd.	BBB			No
136	China International Co., Ltd.	A			Yes
137	China Aviation Futures., Ltd.	B			No
138	Zhonghui Futures Co., Ltd.	CC			No

Continued

No.	Name	Rating	Foreign Investment		Branch in Hong Kong SAR
			Foreign Shareholders	Shareholding Ratio	
139	CICC Futures Co., Ltd.	A			No
140	COFCO Futures Co., Ltd.	A			Yes
141	Zhong Rong Hui Xin Futures Co., Ltd.	BBB			No
142	Zhongtian Futures Co., Ltd.	BB			No
143	China Investment Tianqi Futures Co., Ltd.	BB			No
144	China Futures Co., Ltd.	AA			No
145	CITIC Futures Co., Ltd.	AA			Yes
146	China-Derivatives Futures Co., Ltd.	BBB			No
147	BOC International Futures Co., Ltd.	A			No
148	Central China Futures Co., Ltd.	BBB			No
149	Zhongzhou Futures Co., Ltd.	BB			No

**Table 5** **List of QFIIs**

No.	Name	Place of Registration	Approval Date	Custodian Bank
1	UBS AG	Switzerland	2003/5/23	Citibank
2	Nomura Securities Co.,Ltd.	Japan	2003/5/23	Agricultural Bank of China
3	Morgan Stanley & Co. International PLC.	United Kingdom	2003/6/5	HSBC Bank
4	Citigroup Global Markets Limited	United Kingdom	2003/6/5	Deutsche Bank
5	Goldman Sachs&Co. LLC	United States	2003/7/4	HSBC Bank
6	Deutsche Bank Aktiengesellschaft	Germany	2003/7/30	Citibank
7	The Hongkong and Shanghai Banking Corporation Limited	Hong Kong SAR	2003/8/4	China Construction Bank
8	JPMorgan Chase Bank, National Association	United States	2003/9/30	HSBC Bank
9	Credit Suisse (Hong Kong) Limited	Hong Kong SAR	2003/10/24	HSBC Bank
10	Standard Chartered Bank (Hong Kong) Limited	Hong Kong SAR	2003/12/11	Bank of China
11	Nikko Asset Management Co.,Ltd.	Japan	2003/12/11	Bank of Communications
12	Merrill Lynch International	United Kingdom	2004/4/30	HSBC Bank
13	Hang Seng Bank Limited	Hong Kong SAR	2004/5/10	China Construction Bank
14	Daiwa Securities Co. Ltd.	Japan	2004/5/10	ICBC
15	Bill & Melinda Gates Foundation Trust	United States	2004/7/19	HSBC Bank
16	INVESCO Asset Management Limited	United Kingdom	2004/8/4	Bank of China
17	Société Générale	French	2004/9/2	HSBC Bank
18	Barclays Bank PLC	United Kingdom	2004/9/15	Standard Chartered Bank
19	CommerzbankAG	Germany	2004/9/27	ICBC
20	BNP Paribas	French	2004/9/29	ICBC
21	Power Corporation of Canada	Canada	2004/10/15	China Construction Bank
22	Credit Agricole Corporate and Investment Bank	French	2004/10/15	HSBC Bank
23	Goldman Sachs Asset Management International	United Kingdom	2005/5/9	HSBC Bank



Continued

No.	Name	Place of Registration	Approval Date	Custodian Bank
24	Martin Currie Investment Management Ltd	United Kingdom	2005/10/25	Citibank
25	GIC Private Limited	Singapore	2005/10/25	Standard Chartered Bank
26	PineBridge Investment LLC	United States	2005/11/14	Bank of China
27	Temasek Fullerton Alpha Pte Ltd	Singapore	2005/11/15	HSBC Bank
28	JF Asset Management Limited	Hong Kong SAR	2005/12/28	China Construction Bank
29	The Dai-ichi Life Insurance Company, Limited	Japan	2005/12/28	Bank of China
30	DBS Bank Ltd	Singapore	2006/2/13	Agricultural Bank of China
31	AMP Capital Investors Limited	Australia	2006/4/10	China Construction Bank
32	The Bank of Nova Scotia	Canada	2006/4/10	Bank of China
33	KBC Financial Products UK Limited	United Kingdom	2006/4/10	Citibank
34	Edmond de Rothschild (France)	French	2006/4/10	Bank of China
35	Yale University	United States	2006/4/14	HSBC Bank
36	Morgan Stanley Investment Management Inc.	United States	2006/7/7	HSBC Bank
37	Eastspring Investment(Hong Kong) Limited	Hong Kong SAR	2006/7/7	Agricultural Bank of China
38	Stanford University	United States	2006/8/5	HSBC Bank
39	United Overseas Bank Limited	Singapore	2006/8/5	ICBC
40	Schroder Investment Mangement Limited	United Kingdom	2006/8/29	Bank of Communications
41	HSBC Global Asset Management (Hong Kong) Limited	Hong Kong SAR	2006/9/5	Bank of Communications
42	Mizuho Securities Co.,Ltd	Japan	2006/9/5	China Construction Bank
43	Sumitomo Mitsui DS Asset Management Company, Limited	Japan	2006/9/25	Citibank
44	UBS Asset Management (Singapore) Ltd	Singapore	2006/9/25	HSBC Bank
45	Norges Bank	Norway	2006/10/24	Citibank
46	Pictet Asset Management Limited	United Kingdom	2006/10/25	HSBC Bank
47	The Trustees of Columbia University in the City of New York	United States	2008/3/12	HSBC Bank
48	Robeco Institutional Asset management B.V.	The Netherlands	2008/5/5	Citibank

Continued

No.	Name	Place of Registration	Approval Date	Custodian Bank
49	State Street Global Advisors Asia Limited	Hong Kong SAR	2008/5/16	China Construction Bank
50	KBC Asset Management N.V.	Belgium	2008/6/2	ICBC
51	Platinum Investment Company Limited	Australia	2008/6/2	HSBC Bank
52	Mirae Asset Global Investments Co., Ltd.	South Korea	2008/7/25	ICBC
53	Chubb INA International Holdings Ltd.	United States	2008/8/5	ICBC
54	Caisse de dépôt et placement du Québec	Canada	2008/8/22	HSBC Bank
55	President and Fellows of Harvard College	United States	2008/8/22	ICBC
56	Samsung Investment Trust Management Co., Ltd.	South Korea	2008/8/25	HSBC Bank
57	AllianceBernstein Limited	United Kingdom	2008/8/28	HSBC Bank
58	Oversea-Chinese Banking Corporation Limited	Singapore	2008/8/28	China Construction Bank
59	First Sentier Investors (UK) IM Limited	United Kingdom	2008/9/11	Citibank
60	DAIWA Asset Management Co.	Japan	2008/9/11	Bank of China
61	T. Rowe Price Associates, Inc.	United States	2008/9/12	HSBC Bank
62	Shell Asset Management Company B.V.	The Netherlands	2008/9/12	Citibank
63	Credit Suisse AG	Switzerland	2008/10/14	ICBC
64	UOB Asset Management Ltd	Singapore	2008/11/28	ICBC
65	ABU Dhabi Investment Authority	United Arab Emirates	2008/12/3	HSBC Bank
66	Allianz Global Investors GmbH	Germany	2008/12/16	HSBC Bank
67	Capital International, Inc.	United States	2008/12/18	HSBC Bank
68	Mitsubishi UFJ Morgan Stanley Securities Co., Ltd.	Japan	2008/12/29	Bank of China
69	Hanwha Investment Trust Management Co., Ltd.	South Korea	2009/2/5	ICBC
70	Ashmore Equities Investment Management(US) LLC	United States	2009/2/10	HSBC Bank
71	The Korea Development Bank	South Korea	2009/4/23	China Construction Bank
72	Woori Bank Co., Ltd	South Korea	2009/5/4	ICBC
73	Bank Negara Malaysia	Malaysia	2009/5/19	HSBC Bank
74	Templeton Investment Counsel, LLC	United States	2009/6/5	HSBC Bank
75	BEA Union Investment Management Limited	Hong Kong SAR	2009/6/18	ICBC

Continued

No.	Name	Place of Registration	Approval Date	Custodian Bank
76	The Sumitomo Trust & Banking Co., Ltd.	Japan	2009/6/26	Citibank
77	Korea Investment Trust Management Co., Ltd	South Korea	2009/7/21	ICBC
78	Baring Asset Management Limited	United Kingdom	2009/8/6	HSBC Bank
79	Ashmore Investment Management Limited	United Kingdom	2009/9/14	HSBC Bank
80	BNY Mellon Asset Management International Limited	United Kingdom	2009/11/6	China Construction Bank
81	Manulife Investment Management (Hong Kong) Limited	Hong Kong SAR	2009/11/20	ICBC
82	Nomura Asset Management CO., LTD	Japan	2009/11/23	ICBC
83	Woori Asset Management Corp.	South Korea	2009/12/11	HSBC Bank
84	Royal Bank of Canada	Canada	2009/12/23	ICBC
85	Aviva Investors Global Services Limited	United Kingdom	2009/12/28	ICBC
86	Asset Management One Co., Ltd.	Japan	2010/4/20	HSBC Bank
87	OFI Asset Management	French	2010/5/21	Standard Chartered Bank
88	Aberdeen Asset Management Asia Limited	Singapore	2010/7/6	Citibank
89	KB Asset Management Co., Ltd.	South Korea	2010/8/9	Citibank
90	Fidelity Investments Management (Hong Kong) Limited	Hong Kong SAR	2010/9/1	HSBC Bank
91	Legg Mason Investements (Europe) Limited	United Kingdom	2010/10/8	HSBC Bank
92	Hong Kong Monetary Authority	Hong Kong SAR	2010/10/27	Citibank
93	Fubon Asset Management Co., Ltd.	The region of Taiwan	2010/10/29	China Construction Bank
94	Capital Securities Investment Trust Corporation	The region of Taiwan	2010/10/29	HSBC Bank
95	BMO Investments Inc.	Canada	2010/12/6	ICBC
96	Bank Julius Bear & Co.,Ltd	Switzerland	2010/12/14	Citibank
97	KTB Asset Management Co.,Ltd	South Korea	2010/12/28	China Construction Bank
98	Lyxor Asset Management	French	2011/2/16	China Construction Bank
99	Yuanta Securities Investment Trust Co.,Ltd.	The region of Taiwan	2011/3/4	Agricultural Bank of China
100	Assicurazioni Generali S.p.A.	Italy	2011/3/18	ICBC
101	Banco Bilbao Vizcaya Argentaria, S.A.	Spain	2011/5/6	CITIC Bank

Continued

No.	Name	Place of Registration	Approval Date	Custodian Bank
102	Cathay Securities Investment Trust Co., Ltd.	The region of Taiwan	2011/6/9	Agricultural Bank of China
103	Fuh Hwa Securities Investment Trust Co. Ltd.	The region of Taiwan	2011/6/9	Citibank
104	Comgest S.A.	French	2011/6/24	Deutsche Bank
105	BlackRock Institutional Trust Company, N.A.	United States	2011/7/14	HSBC Bank
106	Amundi Hong Kong Limited	Hong Kong SAR	2011/7/14	China Construction Bank
107	Grantham, Mayo, Van Otterloo & Co.LLC	United States	2011/8/9	HSBC Bank
108	Monetary Authority of Singapore	Singapore	2011/10/8	HSBC Bank
109	China Life Insurance Co., Ltd. (Taiwan)	The region of Taiwan	2011/10/26	China Construction Bank
110	Shin Kong Life Insurance Co., Ltd.	The region of Taiwan	2011/10/26	Bank of China
111	Princeton University	United States	2011/11/25	HSBC Bank
112	Van Eck Associates Corporation	United States	2011/12/9	ICBC
113	Canada Pension Plan Investment Board	Canada	2011/12/9	HSBC Bank
114	Hansberger Global Investors, Inc.	United States	2011/12/13	Standard Chartered Bank
115	EARNEST Partners LLC	United States	2011/12/13	China Construction Bank
116	Bank of Thailand	Thailand	2011/12/16	HSBC Bank
117	Bosera Asset Management (International) Co., Ltd.	Hong Kong SAR	2011/12/21	HSBC Bank
118	Da Cheng International Asset Management Co., Ltd.	Hong Kong SAR	2011/12/21	Bank of China
119	HuaAn Asset Management (Hong Kong) Ltd.	Hong Kong SAR	2011/12/21	China Construction Bank
120	Kuwait Investment Authority	Kuwait	2011/12/21	ICBC
121	Northern Trust Global Investments Limited	United Kingdom	2011/12/21	Bank of Communications
122	Taiwan Life Insurance Co., Ltd.	The region of Taiwan	2011/12/21	ICBC
123	The Bank of Korea	South Korea	2011/12/21	HSBC Bank
124	HFT Investment Management (Hong Kong) Ltd.	Hong Kong SAR	2011/12/21	Bank of China
125	China Asset Management (Hong Kong) Ltd.	Hong Kong SAR	2011/12/21	HSBC Bank
126	China Universal Asset Management (Hong Kong) Co., Ltd.	Hong Kong SAR	2011/12/21	Bank of China

Continued

No.	Name	Place of Registration	Approval Date	Custodian Bank
127	Harvest Global Investments Ltd.	Hong Kong SAR	2011/12/21	Bank of China
128	CSOP Asset Management Ltd.	Hong Kong SAR	2011/12/21	HSBC Bank
129	E Fund Management (Hong Kong) Co., Ltd.	Hong Kong SAR	2011/12/21	China Construction Bank
130	China International Capital Corporation (Hong Kong) Ltd.	Hong Kong SAR	2011/12/22	Standard Chartered Bank
131	Guosen Securities (Hong Kong) Financial Holdings Co., Ltd.	Hong Kong SAR	2011/12/22	Bank of China
132	Everbright Securities Financial Holdings Ltd.	Hong Kong SAR	2011/12/22	ICBC
133	Huatai Financial Holdings (Hong Kong) Ltd.	Hong Kong SAR	2011/12/22	Bank of China
134	Guotai Junan Financial Holdings Ltd.	Hong Kong SAR	2011/12/22	ICBC
135	Haitong International Holdings Ltd.	Hong Kong SAR	2011/12/22	HSBC Bank
136	GF Holdings (Hong Kong) Co., Ltd.	Hong Kong SAR	2011/12/22	ICBC
137	China Merchants Securities International Co., Ltd.	Hong Kong SAR	2011/12/22	Bank of Communications
138	Shenwan Hongyuan (International) Holdings Limited	Hong Kong SAR	2011/12/22	Bank of Communications
139	CITIC Securities International Co., Ltd.	Hong Kong SAR	2011/12/22	Bank of China
140	Essence International Financial Holdings Ltd.	Hong Kong SAR	2011/12/22	HSBC Bank
141	Guoyuan International Holdings Ltd.	Hong Kong SAR	2011/12/22	HSBC Bank
142	Ontario Teachers' Pension Plan Board	Canada	2011/12/22	HSBC Bank
143	Russell Investments Ireland Limited	Ireland	2011/12/28	HSBC Bank
144	Korea Investment Corporation	South Korea	2011/12/28	HSBC Bank
145	Metzler Asset Management GmbH	Germany	2011/12/31	ICBC
146	VI Asset Management Co., Ltd	South Korea	2011/12/31	ICBC
147	National Pension Service	South Korea	2012/1/5	HSBC Bank
148	Shinhan BNP Paribas Asset Management Co., Ltd.	South Korea	2012/1/5	HSBC Bank
149	Mercuries Life Insurance Co.,Ltd	The region of Taiwan	2012/1/30	HSBC Bank
150	Prudential Financial Securities Investment Trust Enterprise	The region of Taiwan	2012/1/31	HSBC Bank
151	Principal Global Investors LLC	United States	2012/1/31	China Construction Bank
152	Hospital Authority Provident Fund Scheme	Hong Kong SAR	2012/1/31	HSBC Bank

Continued

No.	Name	Place of Registration	Approval Date	Custodian Bank
153	TransGlobe Life Insurance Inc.	The region of Taiwan	2012/2/3	Citibank
154	Public Mutual Berhad	Malaysia	2012/2/3	Citibank
155	Meiji Yasuda Asset Management Company Ltd.	Japan	2012/2/27	Citibank
156	Cathay Life Insurance Co., LTD.	The region of Taiwan	2012/2/28	Bank of China
157	Sumitomo Mitsui Banking Corporation	Japan	2012/2/28	Bank of China
158	Fubon Life Insurance Co. Ltd	The region of Taiwan	2012/3/1	Citibank
159	AIA Company Limited	Hong Kong SAR	2012/3/5	Bank of China
160	Neuberger Berman Europe Limited	United Kingdom	2012/3/5	ICBC
161	KHAZANAH NASIONAL BERHAD	Malaysia	2012/3/7	ICBC
162	Capital Research and Management Company	United States	2012/3/9	HSBC Bank
163	Tokio Marine Asset Management Co.,Ltd	Japan	2012/3/14	HSBC Bank
164	Hana Financial Investment Co.,Ltd	South Korea	2012/3/29	HSBC Bank
165	Genesis Asset Managers,LLP	United States	2012/3/30	Deutsche Bank
166	City of London Investment Management Company Limited	United Kingdom	2012/3/30	HSBC Bank
167	JPMorgan Asset Management (UK) Limited	United Kingdom	2012/3/30	ICBC
168	Okasan Asset Management Co.,Ltd	Japan	2012/3/30	HSBC Bank
169	Prescient Investment Management PTY LTD	South Africa	2012/4/18	ICBC
170	Janus Capital Management LLC	United States	2012/4/20	HSBC Bank
171	Dongbu Asset Management Co.,Ltd.	South Korea	2012/4/20	China Construction Bank
172	Henderson Global Investors Limited	United Kingdom	2012/4/28	Standard Chartered Bank
173	Eurizon Capital S.A.	Luxembourg	2012/5/2	ICBC
174	BOCI-Prudential Asset Management Limited	Hong Kong SAR	2012/5/3	Standard Chartered Bank
175	Fullerton Fund Management Company Ltd	Singapore	2012/5/4	HSBC Bank
176	Lion Global Investors Limited	Singapore	2012/5/7	Bank of China
177	BG FUND MANAGEMENT LUXEMBOURG S.A.	Luxembourg	2012/5/23	China Construction Bank
178	William Blair & Company,L.L.C.	United States	2012/5/24	HSBC Bank

Continued

No.	Name	Place of Registration	Approval Date	Custodian Bank
179	Investec Asset Management Limited	United Kingdom	2012/5/28	HSBC Bank
180	ING Investment Management Aisa Pacific (Hong Kong) Limited	Hong Kong SAR	2012/6/4	Citibank
181	Mitsubishi UFJ Kokusai Asset Management Co., Ltd.	Japan	2012/6/4	HSBC Bank
182	BOC Group Life Assurance Company Limited	Hong Kong SAR	2012/7/12	Agricultural Bank of China
183	Hall Capital Partners LLC	United States	2012/8/6	Citibank
184	Board of Regents of The University of Texas System	United States	2012/8/6	HSBC Bank
185	Nan Shan Life Insurance Company, Ltd.	The region of Taiwan	2012/8/6	ICBC
186	ICBC Credit Suisse Asset Management (International) Co., Ltd.	Hong Kong SAR	2012/8/7	HSBC Bank
187	GF International Investment Management Ltd.	Hong Kong SAR	2012/8/7	ICBC
188	Suva	Switzerland	2012/8/13	Citibank
189	British Columbia Investment Management Corporation	Canada	2012/8/17	HSBC Bank
190	Value Partners Hong Kong Limited	Hong Kong SAR	2012/8/21	HSBC Bank
191	Ontario Pension Board	Canada	2012/8/29	HSBC Bank
192	The Church Pension Fund	United States	2012/8/31	ICBC
193	Macquarie Bank Limited	Australia	2012/9/4	HSBC Bank
194	Haitong International Asset Management (HK) Limited	Hong Kong SAR	2012/9/20	Bank of Communications
195	IDG CAPITAL MANAGEMENT (HK) LIMITED	Hong Kong SAR	2012/9/20	China Construction Bank
196	Andra AP-fonden	Sweden	2012/9/20	HSBC Bank
197	Duke University	United States	2012/9/24	ICBC
198	Qatar Holding LLC	Qatar	2012/9/25	Agricultural Bank of China
199	EFG Bank AG	Switzerland	2012/9/26	Citibank
200	BlackRock Asset Management North Asia Limited	Hong Kong SAR	2012/10/26	HSBC Bank
201	Cutwater Investor Services Corporation	United States	2012/10/26	Bank of China
202	OrbiMed Advisors LLC	United States	2012/10/26	Citibank
203	CIFM Asset Management (Hong Kong) Ltd.	Hong Kong SAR	2012/10/26	Bank of China
204	New Silk Road Investment Pte. Ltd.	Singapore	2012/10/26	HSBC Bank

Continued

No.	Name	Place of Registration	Approval Date	Custodian Bank
205	JPMorgan Asset Management Taiwan	The region of Taiwan	2012/11/5	China Construction Bank
206	AEGON USA Investment Management, LLC	United States	2012/11/5	Citibank
207	CDH Investment Advisory Private Limited	Singapore	2012/11/7	China Construction Bank
208	Skandinaviska Enskilda Banken AB(publ)	Sweden	2012/11/12	Bank of China
209	TD Asset Management Inc.	Canada	2012/11/21	HSBC Bank
210	Uni-President Assets Management Corporation	The region of Taiwan	2012/11/21	HSBC Bank
211	APS Asset Management Pte Ltd	Singapore	2012/11/27	China Construction Bank
212	CLSA Asset Management Limited	Hong Kong SAR	2012/12/11	ICBC
213	Pacific Alliance Investment Management (HK) Limited	Hong Kong SAR	2012/12/11	China Construction Bank
214	Hillhouse Capital Management Pte. Ltd.	Singapore	2012/12/11	China Construction Bank
215	SinoPac Securities Investment Trust Co.,Ltd	The region of Taiwan	2012/12/13	ICBC
216	Fullgoal Asset Management (HK) Ltd.	Hong Kong SAR	2012/12/17	HSBC Bank
217	UBS SDIC Asset Management (Hong Kong) Co., Ltd.	Hong Kong SAR	2012/12/17	Bank of China
218	East Capital AB	Sweden	2013/1/7	Citibank
219	First Securities Investment Trust Co., Ltd.	The region of Taiwan	2013/1/24	HSBC Bank
220	UBS Asset Management (Hong Kong ) Ltd	Hong Kong SAR	2013/1/24	HSBC Bank
221	PIMCO Asia Pte Ltd	Singapore	2013/1/24	HSBC Bank
222	EJS Investment Management S.A.	Switzerland	2013/1/31	Bank of Communications
223	Guotai Junan Assets (Asia) Limited	Hong Kong SAR	2013/2/21	Bank of Communications
224	LFM Global Investment (Hong Kong) Co., Ltd.	Hong Kong SAR	2013/2/22	ICBC
225	CMS Asset Management (HK) Co., Limited	Hong Kong SAR	2013/2/22	Bank of Communications
226	Taikang Asset Management (HK) Company Limited	Hong Kong SAR	2013/2/22	ICBC
227	KB Securities co., Ltd.	South Korea	2013/3/22	China Construction Bank
228	ICBC (Asia) Investment Management Company Limited	Hong Kong SAR	2013/3/25	China Construction Bank



Continued

No.	Name	Place of Registration	Approval Date	Custodian Bank
229	CCB International Asset Management Limited	Hong Kong SAR	2013/3/25	ICBC
230	AZ Fund Management S.A.	Luxembourg	2013/4/11	HSBC Bank
231	Asia Capital Reinsurance Group Pte. Ltd.	Singapore	2013/4/11	Citibank
232	Industrial Securities (Hong Kong) Financial Holdings Ltd.	Hong Kong SAR	2013/4/25	Industrial Bank
233	Taishin Securities Investment Trust Co., Ltd.	The region of Taiwan	2013/4/27	China Construction Bank
234	HSBC Global Asset Management (Taiwan) Limited	The region of Taiwan	2013/5/10	Bank of Communications
235	ABCI Asset Management Limited	Hong Kong SAR	2013/5/15	Bank of China
236	Taiping Assets Management (HK) Company Limited	Hong Kong SAR	2013/5/15	China Construction Bank
237	Soochow Securities (International) Financial Holding Limited	Hong Kong SAR	2013/5/16	Bank of China
238	China International Capital Corporation Hong Kong Asset Management Limited	Hong Kong SAR	2013/5/16	China Construction Bank
239	Orient Finance Holdings (Hong Kong) Ltd.	Hong Kong SAR	2013/5/23	Bank of China
240	China Everbright Assets Management Limited	Hong Kong SAR	2013/5/30	HSBC Bank
241	Hang Seng Investment Management Limited	Hong Kong SAR	2013/6/4	China Construction Bank
242	Mega International Investment Trust Co., Ltd.	The region of Taiwan	2013/6/4	Deutsche Bank
243	BNP Paribas Investment Partners Asia Limited	Hong Kong SAR	2013/6/19	Bank of China
244	University of Notre Dame du Lac	United States	2013/6/19	HSBC Bank
245	HGNH International Asset Management Co., Limited	Hong Kong SAR	2013/7/15	Bank of Communications
246	Changjiang Securities Holdings (HK) Ltd.	Hong Kong SAR	2013/7/15	HSBC Bank
247	Newport Asia LLC	United States	2013/7/15	HSBC Bank
248	HUA NAN INVESTMENT TRUST CORPORATION	The region of Taiwan	2013/7/15	Citibank
249	Greenwoods Asset Management Hong Kong Limited	Hong Kong SAR	2013/7/15	HSBC Bank
250	BOCHK Asset Management Limited	Hong Kong SAR	2013/7/15	Agricultural Bank of China
251	Ping An of China Asset Management (Hong Kong) Company Limited	Hong Kong SAR	2013/7/19	Bank of China
252	Cinda International Asset Management Limited	Hong Kong SAR	2013/7/19	China Construction Bank

Continued

No.	Name	Place of Registration	Approval Date	Custodian Bank
253	Income Partners Asset Management (HK) Limited	Hong Kong SAR	2013/7/19	ICBC
254	The Bank of East Asia, Limited	Hong Kong SAR	2013/8/15	Bank of China
255	SinoPac Asset Management (Asia) Ltd.	Hong Kong SAR	2013/8/15	ICBC
256	BOCOM International Asset Management Limited	Hong Kong SAR	2013/8/20	HSBC Bank
257	China Orient International Asset Management Limited	Hong Kong SAR	2013/8/20	Bank of China
258	CTBC Life Insurance Co., Ltd.	The region of Taiwan	2013/8/20	Bank of China
259	Keywise Capital Management (HK) Limited	Hong Kong SAR	2013/8/20	ICBC
260	FUBON INSURANCE COMPANY LIMITED	The region of Taiwan	2013/8/26	ICBC
261	Alta Advisers Limited	United Kingdom	2013/8/26	HSBC Bank
262	Flowering Tree Investment Management Pte. Ltd.	Singapore	2013/8/26	HSBC Bank
263	PineBridge Investments Hong Kong Limited	Hong Kong SAR	2013/9/26	HSBC Bank
264	Chong Hing Bank Limited	Hong Kong SAR	2013/9/26	China Construction Bank
265	Mayo Clinic	United States	2013/9/29	HSBC Bank
266	Guosen Securities (HK) Asset Management Company Limited	Hong Kong SAR	2013/9/29	ICBC
267	ST Asset Management Ltd	Singapore	2013/10/18	Standard Chartered Bank
268	Government Pension Fund	Thailand	2013/10/24	China Construction Bank
269	CSAM Asset Management Pte Ltd	Singapore	2013/10/30	China Construction Bank
270	JPMorgan Asset Management (Asia Pacific) Limited	Hong Kong SAR	2013/10/30	China Construction Bank
271	Mirae Asset Global Investments (Hong Kong) Limited	Hong Kong SAR	2013/10/30	ICBC
272	SHANGHAI INTERNATIONAL ASSET MANAGEMENT(HONG KONG) COMPANY LIMITED	Hong Kong SAR	2013/10/30	Bank of China
273	China Securities (International) Finance Holding Co., Ltd.	Hong Kong SAR	2013/10/30	Bank of China
274	SeaTown Holdings International Pte. Ltd.	Singapore	2013/10/30	HSBC Bank
275	China Life Franklin Asset Management Co., Limited	Hong Kong SAR	2013/10/30	China Construction Bank
276	UBS Hana Asset Management Co., Ltd.	South Korea	2013/10/31	HSBC Bank

Continued

No.	Name	Place of Registration	Approval Date	Custodian Bank
277	Cathay United Bank Co., Ltd.	The region of Taiwan	2013/11/7	ICBC
278	Bank of Lithuania	Lithuania	2013/11/23	HSBC Bank
279	Franklin Templeton SinoAM SIM Inc.	The region of Taiwan	2013/11/23	Agricultural Bank of China
280	CTBC Bank Co., Ltd.	The region of Taiwan	2013/11/23	Bank of China
281	Sinolink Securities (Hong Kong) Company Limited	Hong Kong SAR	2013/12/6	China Construction Bank
282	China Galaxy Financial Holding Co., Ltd.	Hong Kong SAR	2013/12/11	HSBC Bank
283	Wing Lung Asset Management Limited	Hong Kong SAR	2013/12/30	Bank of Communications
284	Hwabao WP Asset Management (Hong Kong) Co., Limited	Hong Kong SAR	2014/1/20	Bank of China
285	Enhanced Investment Products Limited	Hong Kong SAR	2014/1/20	Deutsche Bank
286	The Washington University	United States	2014/1/23	HSBC Bank
287	Monetary Authority of Macao	Macao SAR	2014/1/27	Bank of China
288	Stifel Nicolaus & Company, Inc.	United States	2014/1/27	HSBC Bank
289	NTUC Income Insurance Co-operative Limited	Singapore	2014/1/27	HSBC Bank
290	Invesco PowerShares Capital Management LLC	United States	2014/1/27	China Construction Bank
291	Swiss RE Asia PTE. LTD.	Switzerland	2014/1/27	Citibank
292	Nordea Investment Management AB	Sweden	2014/1/27	HSBC Bank
293	Galaxy Asset Management (H.K.) Limited	Hong Kong SAR	2014/3/6	China Construction Bank
294	Schroder Investment Management (Hong Kong) Limited	Hong Kong SAR	2014/3/6	HSBC Bank
295	JKO Asset Management Co., Ltd.	The region of Taiwan	2014/3/11	ICBC
296	Cascade Investment, L.L.C.	United States	2014/3/11	Deutsche Bank
297	BOCOM Schroder Asset Management (Hong Kong) Company Limited	Hong Kong SAR	2014/3/12	HSBC Bank
298	Matthews International Capital Management, LLC	United States	2014/3/12	HSBC Bank
299	Oppenheimer Funds, Inc.	United States	2014/3/19	HSBC Bank
300	Yue Xiu Asset Management Limited	Hong Kong SAR	2014/3/26	Deutsche Bank
301	Cephei Capital Management (Hong Kong) Limited	Hong Kong SAR	2014/3/27	China Construction Bank

Continued

No.	Name	Place of Registration	Approval Date	Custodian Bank
302	Overlook Investments Limited	Hong Kong SAR	2014/4/8	HSBC Bank
303	Pureheart Capital Asia Limited	Hong Kong SAR	2014/4/15	Citibank
304	China Merchants Asset Management (Hong Kong) Company Limited	Hong Kong SAR	2014/5/21	Bank of Communications
305	Nikko Asset Management Asia Ltd	Singapore	2014/5/21	Bank of China
306	Phillip Capital Management (HK) Ltd	Hong Kong SAR	2014/6/3	Standard Chartered Bank
307	Taishin International Bank	The region of Taiwan	2014/6/3	China Construction Bank
308	Changsheng Fund Management (H.K.) Limited	Hong Kong SAR	2014/6/12	ICBC
309	BlackRock Advisors (UK) Limited	United Kingdom	2014/6/13	HSBC Bank
310	HSBC Global Asset Management (UK) Limited	United Kingdom	2014/6/16	Bank of Communications
311	Citigroup First Investment Management Limited	Hong Kong SAR	2014/6/16	Deutsche Bank
312	Zhongtai Financial International Limited	Hong Kong SAR	2014/6/27	Bank of Communications
313	Samsung Asset Management (Hong Kong) Limited	Hong Kong SAR	2014/6/30	Citibank
314	ASSETPLUS Investment Management Co., Ltd.	South Korea	2014/7/24	Citibank
315	New China Asset Management (Hong Kong) Limited	Hong Kong SAR	2014/7/24	China Construction Bank
316	The Bloomberg Family Foundation Inc.	United States	2014/7/25	HSBC Bank
317	Masterlink Securites (Hong Kong) Corporation Limited	Hong Kong SAR	2014/7/28	Standard Chartered Bank
318	The Rock Creek Group, LP.	United States	2014/7/28	HSBC Bank
319	Guotai Junan Fund Management Limited	Hong Kong SAR	2014/8/11	ICBC
320	Caitong International Asset Management Co., Limited	Hong Kong SAR	2014/8/12	ICBC
321	AllianceBernstein Hong Kong Limited	Hong Kong SAR	2014/8/12	China Construction Bank
322	Yuanta Securities (Hong Kong) Company Limited	Hong Kong SAR	2014/8/15	Bank of China
323	Aberdeen Asset Management Asia Limited	Singapore	2014/8/15	Citibank
324	BNP Paribas Asset Management	French	2014/8/27	HSBC Bank
325	Ninety One UK Limited	United Kingdom	2014/8/28	HSBC Bank
326	Carmignac Gestion	French	2014/9/19	HSBC Bank

## Continued

No.	Name	Place of Registration	Approval Date	Custodian Bank
327	Massachusetts Institute of Technology	United States	2014/9/19	HSBC Bank
328	Viking Global Hong Kong Limited	Hong Kong SAR	2014/9/22	Citibank
329	Goldman Sachs International	United Kingdom	2014/9/22	HSBC Bank
330	AXA Fund Management S.A.	Luxembourg	2014/10/8	HSBC Bank
331	Rongtong Global Investment Limited	Hong Kong SAR	2014/10/8	ICBC
332	Shanghai Commercial Bank Limited	Hong Kong SAR	2014/10/13	Bank of Communications
333	CCTIC International Limited	Hong Kong SAR	2014/10/31	Bank of Communications
334	Hamon Asset Management Limited	Hong Kong SAR	2014/11/19	ICBC
335	Cederberg Capital UK LLP	United Kingdom	2014/11/19	China Construction Bank
336	Baring Asset Management (Asia) Limited	Hong Kong SAR	2014/11/25	HSBC Bank
337	Principal Global Investors (Hong Kong) Limited	Hong Kong SAR	2014/11/25	China Construction Bank
338	Schroder Investment Management (Singapore) Ltd	Singapore	2014/12/1	HSBC Bank
339	Mirae Asset Global Investment Co., Ltd	South Korea	2014/12/4	ICBC
340	Wellington Management International Limited	United Kingdom	2014/12/10	HSBC Bank
341	BNS Asia Limited	Singapore	2014/12/12	Bank of China
342	JPMorgan Asset Management (Singapore) Limited	Singapore	2014/12/24	China Construction Bank
343	NH-AMUNDI Asset Management Co., Ltd.	South Korea	2014/12/26	HSBC Bank
344	Total Invest Group Asset Management (Hong Kong) Limited	Hong Kong SAR	2014/12/26	Bank of China
345	Shenwan Hongyuan Asset Management (Asia) Limited	Hong Kong SAR	2014/12/30	ICBC
346	Trustees of the University of Pennsylvania	United States	2015/1/5	HSBC Bank
347	GF Asset Management (Hong Kong) Limited	Hong Kong SAR	2015/1/7	ICBC
348	Neuberger Berman Singapore Pte. Limited	Singapore	2015/1/22	Standard Chartered Bank
349	TRUSTON Asset Management Co., Ltd.	South Korea	2015/1/22	HSBC Bank
350	Daishin Asset Management Co., Ltd.	South Korea	2015/1/22	Bank of China
351	Munsun Asset Management (Asia) Limited	Hong Kong SAR	2015/1/22	Industrial Bank
352	Investco Hong Kong Limited	Hong Kong SAR	2015/2/6	HSBC Bank

Continued

No.	Name	Place of Registration	Approval Date	Custodian Bank
353	MY Asset Investment Management Co., Ltd.	South Korea	2015/2/6	HSBC Bank
354	Deutsche Asset & Wealth Management Investment GmbH	Germany	2015/2/6	HSBC Bank
355	Shinhan Investment Corporation	South Korea	2015/2/16	HSBC Bank
356	Heungkuk Asset Management	South Korea	2015/2/16	HSBC Bank
357	Aviva Investors Asia Pte. Limited	Singapore	2015/2/17	HSBC Bank
358	China Construction Bank (London) Limited	United Kingdom	2015/2/17	HSBC Bank
359	Target Asset Management Pte Ltd	Singapore	2015/2/27	HSBC Bank
360	E.SUN COMMERCIAL BANK, LTD.	The region of Taiwan	2015/2/27	Bank of China
361	KKR Singapore Pte. Ltd.	Singapore	2015/3/2	China Construction Bank
362	Vanguard Investment Australia Ltd	Australia	2015/3/2	HSBC Bank
363	Genesis Investment Management, LLP	United Kingdom	2015/3/6	Deutsche Bank
364	MIRAE ASSET DAEWOO CO., LTD.	South Korea	2015/3/25	HSBC Bank
365	The Regents of the University of California	United States	2015/3/25	Deutsche Bank
366	Reliance Asset Management (Singapore) Pte. Ltd.	Singapore	2015/3/31	Deutsche Bank
367	Samsung Life Insurance Co., Ltd.	South Korea	2015/3/31	Bank of China
368	Kyobo AXA Investment Managers Co., Ltd.	South Korea	2015/4/2	HSBC Bank
369	Meritz Asset Management Co., Ltd.	South Korea	2015/4/8	Bank of Communications
370	Allianz Global Investors Singapore Limited	Singapore	2015/4/8	HSBC Bank
371	Prudence Investment Management (Hong Kong) Ltd.	Hong Kong SAR	2015/4/8	Bank of China
372	Samsung Securities Co., Ltd	South Korea	2015/4/17	HSBC Bank
373	GAM International Management Limited	United Kingdom	2015/4/17	HSBC Bank
374	HI Asset Management	South Korea	2015/5/6	ICBC
375	Harvest Global Investment (UK) Limited	United Kingdom	2015/5/6	HSBC Bank
376	Brunei Investment Agency	Brunei	2015/5/7	Standard Chartered Bank
377	Bank of Taiwan	The region of Taiwan	2015/5/20	HSBC Bank
378	Springs Capital (Hong Kong) Limited	Hong Kong SAR	2015/5/20	HSBC Bank

Continued

No.	Name	Place of Registration	Approval Date	Custodian Bank
379	Allianz Global Investors Taiwan Limited	The region of Taiwan	2015/5/21	Deutsche Bank
380	Swiss Reinsurance Company Ltd	Switzerland	2015/6/2	HSBC Bank
381	Essence Asset Management (Hong Kong) Limited	Hong Kong SAR	2015/6/2	HSBC Bank
382	Jih Sun Securities Investment Trust Co., Ltd	The region of Taiwan	2015/6/2	Deutsche Bank
383	BlueBay Asset Management LLP	United Kingdom	2015/6/26	HSBC Bank
384	KB Asset Management Co., Ltd	South Korea	2015/6/29	HSBC Bank
385	CI Investments Inc.	Canada	2015/6/29	HSBC Bank
386	General Oriental Investments SA	Switzerland	2015/6/29	HSBC Bank
387	Yuanta Securities Korea Co., Ltd.	South Korea	2015/7/28	HSBC Bank
388	Daishin Securities Co., Ltd	South Korea	2015/7/28	HSBC Bank
389	Union Bancaire Gestion Institutionnelle (France) SAS	French	2015/7/28	ICBC
390	Korea Investment & Securities Co., Ltd.	South Korea	2015/8/10	HSBC Bank
391	IBK Securities Co., Ltd.	South Korea	2015/8/10	HSBC Bank
392	Samsung Fire & Marine Insurance Co., Ltd.	South Korea	2015/8/31	HSBC Bank
393	Amundi Singapore Limited	Singapore	2015/8/31	Agricultural Bank of China
394	Multi Asset Global Investment Co., Ltd.	South Korea	2015/8/31	HSBC Bank
395	Fidelidade-Companhia de Seguros, S.A.	Portugal	2015/8/31	ICBC
396	Amundi Asset Management	French	2015/9/17	HSBC Bank
397	Kiwoom Asset Management Co., Ltd	South Korea	2015/9/23	HSBC Bank
398	Hyundai Investments Co., Ltd	South Korea	2015/10/9	HSBC Bank
399	TBP Investment Advisory (HK) Limited	Hong Kong SAR	2015/10/12	ICBC
400	Industrial and Commercial Bank of China (Europe) S.A.	Luxembourg	2015/11/2	HSBC Bank
401	Eastspring Securities Investment Trust Co. Ltd.	The region of Taiwan	2015/11/2	HSBC Bank
402	Bank of China (Luxembourg) S.A.	Luxembourg	2015/11/3	Standard Chartered Bank
403	PineBridge Investments Management Taiwan Limited	The region of Taiwan	2015/11/24	Citibank
404	GF International Asset Management (UK) Company Limited	United Kingdom	2015/12/10	HSBC Bank

Continued

No.	Name	Place of Registration	Approval Date	Custodian Bank
405	Polunin Capital Partners Limited	United Kingdom	2016/1/13	Citibank
406	BlackRock (Singapore) Limited	Singapore	2016/1/25	HSBC Bank
407	Nomura Asset Management Deutschland KAG mbH	Germany	2016/2/1	HSBC Bank
408	Credit Industriel et Commercial S.A.	French	2016/2/22	Standard Chartered Bank
409	Generali Investments Luxembourg S.A.	Luxembourg	2016/2/22	China Construction Bank
410	OCTO Asset Management	French	2016/2/26	ICBC
411	Avanda Investment Management Pte. Ltd.	Singapore	2016/3/15	HSBC Bank
412	Eastspring Investments (Singapore) Limited	Singapore	2016/3/17	HSBC Bank
413	Guotai Global Investments Limited	Hong Kong SAR	2016/3/17	China Construction Bank
414	GF Financial Markets (UK) Limited	United Kingdom	2016/4/1	ICBC
415	AXA Investment Managers Paris	French	2016/4/1	Shanghai Pudong Development Bank
416	Phillip Capital Management (S) Ltd	Singapore	2016/4/26	ICBC
417	First Commercial Bank, Ltd.	The region of Taiwan	2016/5/3	HSBC Bank
418	Midas International Asset Management Ltd.	South Korea	2016/5/6	Standard Chartered Bank
419	Fidelity Investments (Singapore) Limited	Singapore	2016/6/6	Citibank
420	Edmond de Rothschild Asset Management (France)	French	2016/6/8	China Construction Bank
421	Robeco Luxembourg S.A.	Luxembourg	2016/6/8	Deutsche Bank
422	Harveston Asset Management Pte. Ltd.	Singapore	2016/7/19	ICBC
423	Yuanta Securities Co., Ltd.	The region of Taiwan	2016/7/19	Bank of Communications
424	ICBC International Asset Management Limited Company	Hong Kong SAR	2016/7/19	Agricultural Bank of China
425	Eugene Investment & Securities Co., Ltd.	South Korea	2016/8/12	HSBC Bank
426	China Everbright Securities Asset Management Limited	Hong Kong SAR	2016/8/12	Bank of Communications
427	Shinhan Bank Co., Ltd.	South Korea	2016/8/22	HSBC Bank
428	The Vanguard Group, Inc.	United States	2016/9/1	HSBC Bank
429	Kasikorn Asset Management Co., Ltd	Thailand	2016/9/9	HSBC Bank



Continued

No.	Name	Place of Registration	Approval Date	Custodian Bank
430	China Post & Capital Global Asset Management Limited	Hong Kong SAR	2016/9/9	Bank of China
431	J.P. Morgan Securities plc	United Kingdom	2016/9/28	HSBC Bank
432	Russell Investment Management Limited	Australia	2016/10/27	HSBC Bank
433	BlackRock Fund Advisors	United States	2016/11/25	HSBC Bank
434	Lemanik Asset Management S.A.	Luxembourg	2016/11/25	ICBC
435	Pioneer Asset Management S.A.	Luxembourg	2016/12/20	HSBC Bank
436	CMB International Asset Management Limited	Hong Kong SAR	2017/1/5	Bank of China
437	BOB Scotia International Asset Management Company Limited	Hong Kong SAR	2017/1/10	China Construction Bank
438	Principal Asset Management Berhad	Malaysia	2017/1/18	HSBC Bank
439	FSS Trustee Corporation	Australia	2017/1/18	HSBC Bank
440	Haitong Bank, S.A.	Portugal	2017/2/13	Citibank
441	VanEck Investments Limited	Australia	2017/2/23	ICBC
442	China Industrial Securities International Asset Management Limited	Hong Kong SAR	2017/6/19	Industrial Bank
443	Shenwan Hongyuan Singapore Private Limited	Singapore	2017/7/27	Bank of China
444	Acadian Asset Management LLC	United States	2017/7/27	HSBC Bank
445	Shanxi Securities International Asset Management Limited	Hong Kong SAR	2017/8/14	Bank of Communications
446	Singapore Consortium Investment Management Limited	Singapore	2017/8/18	HSBC Bank
447	WisdomTree Asset Management, Inc.	United States	2017/10/16	HSBC Bank
448	APG Asset Management N.V.	The Netherlands	2017/11/28	HSBC Bank
449	Highclere International Investors LLP	United Kingdom	2018/1/8	HSBC Bank
450	Bridgewater Associates, LP	United States	2018/5/25	HSBC Bank
451	State Street Global Advisors Ireland Limited	Ireland	2018/5/31	HSBC Bank
452	State Street Global Advisors Trust Company	United States	2018/5/31	HSBC Bank
453	SSGA Funds Management, Inc.	United States	2018/5/31	HSBC Bank
454	State Street Global Advisors Limited	United Kingdom	2018/5/31	HSBC Bank
455	Foresee Global Asset Management (HK) Limited	Hong Kong SAR	2018/7/16	China Construction Bank
456	WisdomTree Management limited	Ireland	2018/8/15	HSBC Bank

Continued

No.	Name	Place of Registration	Approval Date	Custodian Bank
457	Zhongtai International Asset Management Limited	Hong Kong SAR	2018/8/15	Bank of China
458	Yaozhi Asset Management International Co., Limited	Hong Kong SAR	2018/9/6	ICBC
459	Sumitomo Mitsui Banking Corporation	Japan	2018/9/30	HSBC Bank
460	Yinhua International Capital Management	Hong Kong SAR	2018/10/8	China Construction Bank
461	PICC Asset Management (Hong Kong) Company Limited	Hong Kong SAR	2018/10/12	China Construction Bank
462	China Post Global (UK) Limited	Hong Kong SAR	2018/10/23	Bank of China
463	Bank J.Safra Sarasin Ltd.	Switzerland	2018/11/20	China Construction Bank
464	Soochow CSSD Asset Management (Asia) Pte. Ltd.	Singapore	2018/12/3	Bank of China
465	Snow Lake Capital (HK) Limited	Hong Kong SAR	2018/12/14	HSBC Bank
466	Fidelity Management & Research Company LLC	United States	2018/12/18	HSBC Bank
467	BBL Asset Management Co., LTD	Thailand	2019/2/15	Bank of China
468	PineBridge Investments Ireland Limited	Ireland	2019/2/26	HSBC Bank
469	Zeta Capital (H.K.) Limited	Hong Kong SAR	2019/2/27	DBS
470	International Monetary Fund		2019/3/5	ICBC
471	Nomura Singapore Limited	Singapore	2019/3/12	HSBC Bank
472	Lakefront Asset Management (HK) Co., Limited	Hong Kong SAR	2019/4/17	ICBC
473	Right Time Asset Management Company Limited	Hong Kong SAR	2019/4/17	ICBC
474	MUFG Bank, Ltd.	Japan	2019/4/23	Bank of China
475	Weshare Asset Management Limited	Hong Kong SAR	2019/4/28	ICBC
476	International Finance Corporation		2019/7/1	Citibank
477	Krung Thai Asset Management Public Company Limited	Thailand	2019/7/3	Bank of China
478	CITIC Capital Investment Management Limited	Hong Kong SAR	2019/7/17	ICBC
479	Founder Asset Management (Hong Kong) Limited	Hong Kong SAR	2019/8/19	China Construction Bank
480	Xin Yongan International Asset Management Company Limited	Hong Kong SAR	2019/8/22	China Construction Bank
481	Marshall Wace LLP	United Kingdom	2019/8/22	HSBC Bank
482	Entropy Asset Management Limited	Hong Kong SAR	2019/11/8	DBS

Continued

No.	Name	Place of Registration	Approval Date	Custodian Bank
483	SBI Asset Management Co., Ltd	Japan	2019/11/14	CMBC
484	Tongfang Securities Limited	Hong Kong SAR	2019/11/26	Bank of Communications
485	The Vanderbilt University	United States	2019/11/26	HSBC Bank
486	Coatue Management, L.L.C.	United States	2019/12/17	HSBC Bank
487	Fosun Hani Securities Limited	Hong Kong SAR	2019/12/31	Bank of Communications
488	Himalaya Capital Management LLC.	United States	2020/2/12	China Construction Bank
489	EIP Alpha Limited	Hong Kong SAR	2020/2/25	Deutsche Bank
490	Oasis Management (Hong Kong)	Hong Kong SAR	2020/3/25	Deutsche Bank
491	Goldstream Capital Management Limited	Hong Kong SAR	2020/4/1	China Construction Bank
492	Join Asset Global Asset Management Co. Ltd.	South Korea	2020/4/1	China Construction Bank
493	Sumitomo Mitsui Trust Asset Management Co., Ltd.	Japan	2020/4/1	Citibank
494	Wonderland International Asset Management Limited	Hong Kong SAR	2020/4/7	China Merchants Bank
495	Key Square Capital Management LLC	United States	2020/4/13	HSBC Bank
496	WT Asset Management Limited	Hong Kong SAR	2020/5/7	China Construction Bank
497	Baillie Gifford Overseas Limited	United Kingdom	2020/5/11	HSBC Bank
498	First State Investment (HK) Limited	Hong Kong SAR	2020/5/13	Citibank
499	Astignes Capital Asia Pte. Ltd.	Singapore	2020/5/13	Standard Chartered Bank
500	C.M. Capital Advisors, LLC.	United States	2020/5/13	China Construction Bank
501	CCB Securities Limited	Hong Kong SAR	2020/6/2	Bank of Communications
502	Jane Street Hong Kong Limited	Hong Kong SAR	2020/6/2	China Construction Bank
503	Empyrean Management (Hong Kong) Limited	Hong Kong SAR	2020/8/13	China Construction Bank
504	SPDB International Investment Management Limited	Hong Kong SAR	2020/8/27	Citibank
505	AHL Partners LLP	United Kingdom	2020/8/27	HSBC Bank
506	Gresham Investment Management LLC	United States	2020/8/27	HSBC Bank
507	T. Rowe Price International Ltd	United Kingdom	2020/9/7	HSBC Bank

Continued

No.	Name	Place of Registration	Approval Date	Custodian Bank
508	Ninety One North America, Inc.	United States	2020/9/10	HSBC Bank
509	Holly International Asset Management Company Limited	Hong Kong SAR	2020/9/27	China Construction Bank
510	Qube Research and Technologies Limited	United Kingdom	2020/9/28	Citibank
511	L&R Capital Limited	Hong Kong SAR	2020/10/10	Standard Chartered Bank
512	Laurion Capital Management LP.	United States	2020/10/10	Citibank
513	Winton Capital Management Limited	United Kingdom	2020/10/15	Bank of China
514	Harding Loevner LP	United States	2020/11/16	HSBC Bank
515	Rui Da International Asset Management (Hong Kong) Limited	Hong Kong SAR	2020/11/16	DBS
516	Hao Advisors Management Limited	Hong Kong SAR	2020/11/16	Deutsche Bank
517	LAV Global Management Company Limited	Cayman Islands	2020/11/16	China Construction Bank
518	Samsung Venture Investment Corporation	South Korea	2020/11/16	China Construction Bank
519	Optiver Australia Pty Limited	Australia	2020/11/16	China Construction Bank
520	CRIC Securities Company Limited	Hong Kong SAR	2020/11/16	China Construction Bank
521	Neo-Criterion Capital Singapore Pte Ltd	Singapore	2020/11/16	China Construction Bank
522	Boyu Capital Investment Management Co., Limited	Hong Kong SAR	2020/11/16	Citibank
523	Artisan Partners Limited Partnership	United States	2020/11/16	HSBC Bank
524	Northwest Investment Management (Hong Kong) Limited	Hong Kong SAR	2020/11/16	Citibank
525	Valliance Asset Management Limited	Hong Kong SAR	2020/11/16	HSBC Bank
526	Broad Peak Investment Advisers Pte Ltd	Singapore	2020/11/16	Citibank
527	JQ Securities (Hong Kong) Limited	Hong Kong SAR	2020/11/17	China Merchants Bank
528	United Gain Investment Limited	Hong Kong SAR	2020/11/17	China Merchants Bank
529	Longitude Asia Limited	Hong Kong SAR	2020/11/17	DBS
530	Gamma Securities Limited	Hong Kong SAR	2020/11/23	China Construction Bank
531	Solomon Capital Management Limited	Hong Kong SAR	2020/11/23	DBS
532	Smart Wise Advisors Limited	Hong Kong SAR	2020/11/25	DBS
533	Mirae Asset Securities (HK) Limited	Hong Kong SAR	2020/12/3	Bank of China

Continued

No.	Name	Place of Registration	Approval Date	Custodian Bank
534	Bank of China (New Zealand) Limited	New Zealand	2020/12/3	ICBC
535	CMBC Asset Management Company Limited	Hong Kong SAR	2020/12/7	China Merchants Bank
536	Warburg Pincus LLC	United States	2020/12/7	Citibank
537	China PA Asset Management (Hong Kong) Company Limited	Hong Kong SAR	2020/12/7	ICBC
538	VS Partners (Hong Kong) Co., Limited	Hong Kong SAR	2020/12/10	DBS
539	Greatpage Capital Company Limited	Hong Kong SAR	2020/12/15	DBS
540	Athenaeum Private Limited	Singapore	2020/12/15	DBS
541	CCB Principal Asset Management(Hong Kong)Co.Limited	Hong Kong SAR	2020/12/15	China Merchants Bank
542	CTI Capital Hong Kong Limited	Hong Kong SAR	2020/12/15	China Construction Bank
543	DCP Management, Ltd.	Cayman Islands	2020/12/14	Citibank
544	Bin Yuan Capital Limited	Hong Kong SAR	2020/12/14	Deutsche Bank
545	Zhong Ou Asset Management Limited	Hong Kong SAR	2020/12/14	China Construction Bank
546	Carlyle Mauritius CIS Investment Management Limited	Mauritius	2020/12/14	Citibank
547	BFAM Partners (Hong Kong) Limited	Hong Kong SAR	2020/12/14	HSBC Bank
548	High-Flyer Capital Management (Hong Kong) Limited	Hong Kong SAR	2020/12/14	China Construction Bank
549	Sequoia Capital China Advisors Limited	Cayman Islands	2020/12/14	China Construction Bank
550	AVA International Limited	Hong Kong SAR	2020/12/14	China Construction Bank
551	York Capital Management Asia (HK) Advisors Limited	Hong Kong SAR	2020/12/14	HSBC Bank
552	Systematica Investments Limited	Bailiwick of Jersey	2020/12/14	HSBC Bank
553	PAG Asia Capital Limited	Cayman Islands	2020/12/14	Citibank
554	Kadensa Capital Limited	Hong Kong SAR	2020/12/14	HSBC Bank
555	Trade Master Securities (Hong Kong) Limited	Hong Kong SAR	2020/12/14	ICBC
556	Krane Funds Advisors, LLC.	United States	2020/12/14	HSBC Bank
557	Lombard Odier Asset Management (Europe) Limited	United Kingdom	2020/12/25	HSBC Bank
558	Gordian Capital Singapore Private Limited	Singapore	2020/12/25	ICBC

**Table 6** **List of QFII Custodian Banks**

No.	Name
1	HSBC Bank (China) Co., Ltd.
2	Citibank (China) Co., Ltd.
3	Standard Chartered Bank (China) Limited
4	Industrial and Commercial Bank of China Limited
5	Bank of China Limited
6	Agricultural Bank of China Limited
7	Bank of Communications Co., Ltd.
8	China Construction Bank Limited
9	China Everbright Bank Co., Ltd.
10	China Merchants Bank Co., Ltd.
11	Deutsche Bank (China) Co., Ltd.
12	DBS Bank (China) Ltd.
13	China CITIC Bank Corporation Limited
14	Shanghai Pudong Development Bank Co., Ltd.
15	China Minsheng Banking Corp. Ltd.
16	Bank of Tokyo-Mitsubishi UFJ (China) Ltd.
17	Industrial Bank Co., Ltd.
18	Ping An Bank Co., Ltd.
19	Hua Xia Bank Co., Ltd.

**Table 7 List of Overseas Securities Companies with Representative Offices in China**

No.	Name	Office Location
1	Commerzbank AG (Securities Business)	Beijing
2	BNP Paribas Capital (Asia Pacific) Ltd.	Beijing
3	Goldman Sachs (China) LLC	Beijing
4	Samsung Securities Co., Ltd.	Beijing
5	Korea Investment & Securities Co., Ltd.	Beijing
6	Mirae Asset Daewoo Co., Ltd.	Beijing
7	Citigroup Global Markets China Ltd.	Beijing
8	BOCOM International Holdings Co., Ltd. (Securities Business)	Beijing
9	Core Pacific-Yamaichi International (HK) Ltd.	Beijing
10	Jefferies LLC	Beijing
11	KeyBanc Capital Markets Inc.	Beijing
12	Merrill Lynch International Inc.	Beijing
13	BMO Nesbitt Burns Inc.	Beijing
14	Daiwa Securities Co., Ltd.	Beijing
15	Monex Inc.	Beijing
16	Mizuho Securities Co., Ltd.	Beijing
17	Sumitomo Mitsui Trust Bank Ltd. (Securities Business)	Beijing
18	Nomura Securities Co., Ltd.	Beijing
19	Credit Suisse (Hong Kong) Ltd.	Beijing
20	Mitsubishi UFJ Securities Holdings Co., Ltd.	Beijing
21	Yuanta Securities Co., Ltd.	Beijing
22	First Shanghai Capital Ltd.	Beijing
23	J.P. Morgan Securities (Asia Pacific) Ltd.	Beijing
24	The Hongkong and Shanghai Banking Co., Ltd. (Securities Business)	Beijing
25	BOC International Holdings Ltd.	Beijing
26	Deutsche Bank AG (Securities Business)	Beijing
27	Morgan Stanley Asia Ltd.	Beijing

Continued

No.	Name	Office Location
28	Chief Securities Ltd.	Beijing
29	SMBC Nikko Securities Inc.	Beijing
30	Hongfu Investment Management Co., Ltd.	Beijing
31	Templeton International Inc.	Beijing
32	Principal Global Investors LLC	Beijing
33	JPMorgan Asset Management (Asia Pacific) Ltd.	Beijing
34	FIL Investment Management (Hong Kong) Ltd.	Beijing
35	Natixis Investment Managers	Beijing
36	Morgan Stanley Investment Management Co.	Beijing
37	Vanguard Investments Hong Kong Ltd.	Beijing
38	Mackenzie Investments Corp.	Beijing
39	Nomura Securities Co., Ltd.	Shanghai
40	BNP Paribas Capital (Asia Pacific) Ltd.	Shanghai
41	Merrill Lynch International Inc.	Shanghai
42	CLSA Ltd.	Shanghai
43	Goldman Sachs (China) LLC	Shanghai
44	NH Investment & Securities Co., Ltd.	Shanghai
45	CSC International Holdings, Ltd.	Shanghai
46	KB Securities Co., Ltd.	Shanghai
47	Sun Hung Kai Investment Services Ltd.	Shanghai
48	DBS Vickers (Hong Kong) Ltd.	Shanghai
49	SinoPac Securities (Asia) Ltd.	Shanghai
50	JS Cresvale Securities International Ltd.	Shanghai
51	KGI Asia Ltd.	Shanghai
52	Haitong International Securities Co., Ltd.	Shanghai
53	The Hongkong and Shanghai Banking Co., Ltd. (Securities Business)	Shanghai
54	Naito Securities Co., Ltd.	Shanghai
55	SG Securities (HK) Ltd.	Shanghai
56	J.P. Morgan Securities (Asia Pacific) Ltd.	Shanghai
57	Yuanta Securities Co., Ltd.	Shanghai



Continued

No.	Name	Office Location
58	Daiwa Asset Management (HK) Ltd.	Shanghai
59	Credit Suisse (Hong Kong) Ltd.	Shanghai
60	Mizuho Securities Co., Ltd.	Shanghai
61	Sumitomo Mitsui DS Asset Management (Hong Kong) Ltd.	Shanghai
62	Okasan Securities Co., Ltd.	Shanghai
63	Macquarie Securities (Australia) Ltd.	Shanghai
64	Chief Securities Ltd.	Shanghai
65	Toyo Securities Co., Ltd.	Shanghai
66	Shinhan Investment Corp.	Shanghai
67	Aizawa Securities Co., Ltd.	Shanghai
68	SK Securities Co., Ltd.	Shanghai
69	Hua Nan Securities Co., Ltd.	Shanghai
70	Mirae Asset Daewoo Co., Ltd.	Shanghai
71	Korea Investment Management Co., Ltd.	Shanghai
72	IG Markets, Ltd.	Shanghai
73	Franklin Templeton SinoAm Securities Investment Management Inc.	Shanghai
74	City Credit Investment Bank Ltd.	Shanghai
75	Sun Hung Kai Investment Services Ltd.	Shenzhen
76	Chief Securities Ltd.	Shenzhen
77	CLSA Ltd.	Shenzhen
78	KGI Asia Ltd.	Shenzhen
79	Yuanta Securities (Hong Kong) Co., Ltd.	Shenzhen
80	Oceanwide Securities Co., Ltd.	Shenyang
81	President Securities Corp.	Xiamen

**Table 8 List of Overseas Exchanges with Representative Offices in China**

No.	Name	Approval Date
1	Hong Kong Exchanges & Clearing Ltd. Beijing Representative Office	Nov-03
2	New York Stock Exchange LLC Beijing Representative Office	Sep-07
3	Nasdaq Stock Market LLC Beijing Representative Office	Sep-07
4	Tokyo Stock Exchange, Inc. Beijing Representative Office	Oct-07
5	Korea Exchange Inc. Beijing Representative Office	Nov-07
6	Singapore Exchange Ltd. Beijing Representative Office	Nov-07
7	London Stock Exchange plc Beijing Representative Office	Jan-08
8	Deutsche Börse AG Beijing Representative Office	Sep-08
9	B3 SA	Mar-13

**Table 9 List of Bilateral MOUs on Regulatory Cooperation**

No.	Country/ Region (in alphabetical order)	Authority	Date	Name of MOU	Note
1	Abu Dhabi	Financial Services Regulatory Authority of Abu Dhabi Global Market	2016/7/14	Memorandum of Understanding on Cooperation in Securities and Futures Regulation	
2	Argentina	Comisión Nacional de Valores of Argentina (CNV)	2006/9/20	Memorandum of Understanding on Cooperation in Securities and Futures Regulation	
3	Australia	Australian Securities Commission	1996/5/23	Memorandum of Understanding on Cooperation in Securities and Futures Regulation	
4	Austria	Austrian Financial Market Authority (FMA)	2008/10/30	Memorandum of Understanding on Cooperation in Securities and Futures Regulation	
5	Azerbaijan	State Committee for Securities of the Republic of Azerbaijan	2015/5/19	Memorandum of Understanding on Cooperation in Securities and Futures Regulation	
6	Belarus	The Ministry of Finance of the Republic of Belarus	2014/1/20	Memorandum of Understanding on Cooperation in Securities and Futures Regulation	
7	Belgium	Belgium Banking and Finance Commission	2002/11/26	Memorandum of Understanding on Cooperation in Securities and Futures Regulation	
8	Brazil	Comissão de Valores Mobiliários, Brazil	1997/11/13	Memorandum of Understanding on Cooperation in Securities Regulation	

Continued

No.	Country/ Region (in alphabetical order)	Authority	Date	Name of MOU	Note
9	Brunei	Autoriti Monetari Brunei Darussalam	2014/2/17	Memorandum of Understanding on Cooperation in Securities and Futures Regulation	
10	Cambodia	Securities and Exchange Commission of Cambodia	2020/9/19	Memorandum of Understanding on Cooperation in Securities and Futures Regulation	
11	Canada	The Participating Members of Canadian Securities Administrators	2003/3/21	Memorandum of Understanding on Cooperation in Securities and Futures Regulation	
12	Cayman Islands	Cayman Islands Monetary Authority	2018/11/5	Memorandum of Understanding on Cooperation in Securities and Futures Regulation	
13	Chile	Superintendence of Securities and Insurance of Chile	2017/5/13	Memorandum of Understanding on Cooperation in Securities Regulation	
14	Cyprus	Cyprus Securities and Exchange Commission	2012/5/17	Memorandum of Understanding on Cooperation in Securities and Futures Regulation	
15	Dubai	Dubai Financial Services Authority	2008/9/27	Memorandum of Understanding on Cooperation in Securities and Futures Regulation	
16	Egypt	Egyptian capital market commission	2000/6/22	Memorandum of Understanding on Cooperation in Securities Regulation	

## Continued

No.	Country/ Region (in alphabetical order)	Authority	Date	Name of MOU	Note
		Commission des opérations de bourse, France	1998/3/4	Memorandum of Understanding on Cooperation in Securities and Futures Regulation	
17	France	French Financial Market Commission	2006/12/7	Letter from the China Securities Regulatory Commission and the French Financial Market Commission on mutual cooperation	
		French Financial Market Authority	2018/12/7	Letter from the French Financial Market Authority and the China Securities Regulatory Commission on mutual cooperation	
		AMF	2021/1/19	MoU on Innovation Cooperation in the Financial Sector	
18	Germany	BAFIN	2020/6/19	Memorandum of Understanding on Cooperation in Securities and Futures Regulation	Replacing the MoU on Cooperation in Securities Regulation entered into between the CSRC and the BAFIN on October 8, 1998
			2020/6/19	Accompanying Letter to MoU for Futures Regulation Cooperation and Information Exchange	
19	Gibraltar	Gibraltar Financial Services Commission	2020.12.22	MoU Regarding Securities and Futures Regulatory Cooperation	
20	Greece	Greek Capital Market Commission	2017/8/31	Memorandum of Understanding on the Supervision and Cooperation of Securities and Futures and Other Investment Products	
21	Guernsey	Guernsey Financial Services Commission	2013/11/18	Memorandum of Understanding on Cooperation in Securities and Futures Regulation	

Continued

No.	Country/ Region (in alphabetical order)	Authority	Date	Name of MOU	Note
			1993.6.19	Memorandum of Regulatory Cooperation	
			1995.7.4	Memorandum of Regulatory Cooperation Concerning Futures	
22	Hong Kong SAR	Hong Kong Securities and Futures Commission	2016.11.3	MoU between the CSRC and the SFC on Strengthening of Regulatory and Enforcement Cooperation under Shanghai-Hong Kong Stock Connect	
			2017.12.29	MoU on Supervisory and Enforcement Cooperation on Matters concerning Futures	
			2006/9/15	Memorandum of Understanding on Cooperation in Securities and Futures Regulation	
23	India	Securities and Exchange Commission of India	2006/11/21	Memorandum of understanding on commodity futures regulatory cooperation	In September 2015, FMC and SEBI merged, and the memorandum of understanding on commodity futures supervision signed by FMC and China Securities Regulatory Commission was inherited by SEBI.
			2003/12/9	Memorandum of understanding on mutual assistance and information exchange	
24	Indonesia	Indonesian Capital Market Regulatory Commission Indonesia Commodity Futures Trading Authority	2004/10/14	Memorandum of Understanding on Cooperation in Futures Regulation	
25	Iran	Iran Securities and Exchange Organization	2018/6/10	Memorandum of understanding on supervision and cooperation of securities, futures and other investment products	

Continued

No.	Country/ Region (in alphabetical order)	Authority	Date	Name of MOU	Note
26	Ireland	Financial Services Authority of Ireland	2008/10/23	Memorandum of Understanding on Cooperation in Securities and Futures Regulation	
27	Isle of Man	Isle of Man Financial Regulatory Commission	2014/6/9	Memorandum of Understanding on Cooperation in Securities and Futures Regulation	
28	Israel	Israel Securities Authority	2011/3/29	Memorandum of Understanding on Cooperation in Securities and Futures Regulation	
29	Italy	Italian National Securities Regulatory Commission	1999/11/3	Memorandum of Understanding on Cooperation in Securities and Futures Regulation	
30	Japan	Ministry of Finance, Japan Japan financial agency	1997/3/18 2018/10/26	Memorandum of Understanding Memorandum of understanding on promoting cooperation in securities markets between the two countries	
31	Jersey	Jersey Financial Services Commission	2014/4/9	Memorandum of Understanding on Cooperation in Securities and Futures Regulation	
32	Jordan	Jordanian Securities Commission	2006/9/20	Memorandum of Understanding on Cooperation in Securities and Futures Regulation	

Continued

No.	Country/ Region (in alphabetical order)	Authority	Date	Name of MOU	Note
33	Kazakhstan	National Bank of the Republic of Kazakhstan	2015/5/13	Memorandum of Understanding on Cooperation in Securities and Futures Regulation	
		Astana Financial Services Authority	2018/2/9	Memorandum of Understanding on Cooperation in Securities and Futures Regulation	
34	Korea	Korea Financial Services Commission;  Korea Financial Supervision Institute	2018/5/28	Memorandum of Understanding on Cooperation in Securities and Futures Regulation	Replace the securities and futures regulatory cooperation arrangement signed by China Securities Regulatory Commission and Korea Financial Supervision Commission on June 19, 2001
35	Kuwait	Kuwait Stock Exchange Committee	2010/5/5	Memorandum of Understanding on Cooperation in Securities and Futures Regulation	
36	Laos	Laos securities and Exchange Commission	2011/9/19	Memorandum of Understanding on Cooperation in Securities and Futures Regulation	
37	Liechtenstein	Financial authority of the state of Lichtenstein	2008/1/15	Memorandum of Understanding on Cooperation in Securities and Futures Regulation	
38	Lithuania	Bank of Lithuania	2013/9/13	Memorandum of Understanding on Cooperation in Securities and Futures Regulation	



Continued

No.	Country/ Region (in alphabetical order)	Authority	Date	Name of MOU	Note
39	Luxembourg	Luxembourg Financial Regulatory Commission	2012/5/17	Memorandum of Understanding on Cooperation in Securities and Futures Regulation	Replace the memorandum of understanding on securities regulatory cooperation signed by the CSRC and the Luxembourg Securities Commission on May 18, 1998
40	Macao SAR	Autoridade Monetária de Macao	2020.6.30	MoU Regarding Cooperation	
41	Malaysia	Securities Commission of Malaysia	1997/4/18	Memorandum of Understanding on Cooperation in Securities and Futures Regulation	
42	Malta	Maltese Financial Services Authority	2010/1/26	Memorandum of Understanding on Cooperation in Securities and Futures Regulation	
43	Mongolia	Financial Supervision Commission of Mongolia	2008/1/24	Memorandum of Understanding on Cooperation in Securities Regulation	
44	Netherlands	Financial Market Commission of the Netherlands	2002/11/1	Memorandum of Understanding on Cooperation in Securities and Futures Regulation	
45	New Zealand	New Zealand Securities Commission	2004/2/20	Memorandum of Understanding on Cooperation in Securities and Futures Regulation	

Continued

No.	Country/ Region (in alphabetical order)	Authority	Date	Name of MOU	Note
46	Nigeria	Nigeria securities and Exchange Commission	2005/6/14	Memorandum of Understanding on Cooperation in Securities and Futures Regulation	
47	Norway	Norwegian Financial Regulatory Commission	2006/9/26	Memorandum of Understanding on Cooperation in Securities and Futures Regulation	
48	Pakistan	Pakistan securities and Exchange Commission	2010/12/17	Memorandum of Understanding on Cooperation in Securities and Futures Regulation	
49	Poland	Polish Financial Supervision Authority	2015/3/23	Memorandum of Understanding on Cooperation in Securities and Futures Regulation	
50	Portugal	Portuguese Securities Market Commission	2004/10/26	Memorandum of Understanding on Cooperation in Securities and Futures Regulation	
51	Qatar	Qatar financial market authority	2011/4/7	Memorandum of Understanding on Cooperation in Securities and Futures Regulation	
52	Romania	National Securities Commission of Romania	2002/6/27	Memorandum of Understanding on Cooperation in Securities and Futures Regulation	
53	Russia	Central Bank of Russia	2016/6/25	Memorandum of Understanding on Cooperation in Securities and Futures Regulation	Replace the memorandum of understanding on cooperation in Securities and futures supervision signed by China Securities Regulatory Commission and the General Administration of financial market supervision of the Russian Federation on August 8, 2008

## Continued

No.	Country/ Region (in alphabetical order)	Authority	Date	Name of MOU	Note
54	Singapore	Monetary Authority of Singapore	1995/11/30  2018/11/12	MOU on Cooperation and Exchange of Information on Regulation of Securities and Futures Activities  Memorandum of understanding on futures regulatory cooperation and information exchange	
55	South Africa	South African Financial Services Commission	2002/10/29	Memorandum of Understanding on Cooperation in Securities and Futures Regulation	
56	Spain	National Securities Market Commission of Spain	2009/10/6	Memorandum of Understanding on Cooperation in Securities and Futures Regulation	
57	Sweden	Swedish financial regulatory authority	2012/4/24	Memorandum of Understanding on Cooperation in Securities and Futures Regulation	
58	Switzerland	Swiss Federal Banking Commission	2003/5/22	Memorandum of Understanding on Cooperation in Securities and Futures Regulation	
59	Taiwan region	Financial Supervisory Commission of the Taiwan region	2009.11.6	MoU Regarding Cross-Strait Regulatory Cooperation on Securities and Futures	
60	Thailand	Securities and Exchange Commission of Thailand	2007/4/11	Memorandum of Understanding on Cooperation in Securities and Futures Regulation	
61	Turkey	Turkish Capital Markets Board	2006/11/10	Memorandum of Understanding on Cooperation in Securities and Futures Regulation	



## Acknowledgments

In compiling this report, we were privileged to work with, and enjoy the support of, a vast collection of contributors. Special thanks go to the following for their input:

Editorial (Ordered by number of strokes in the surnames)

Qianli Ma	Yuting Wang	Jinghui Wang	Xia Wang	Bing Shen	Wuxin Bi
Yuanchen Liu	Xiangyi Liu	Ran Yi	Jie An	Guoxin Xu	Yukui Sun
Kediliya Aisaiti	Yunfan Li	Dongping Li	Kejian Li	Siming Li	Yiqiao Li
Bo Li	Liu Yang	Mingyu Xiao	Haiqiao Xin	Yiru Shen	Wangjun Zhang
Ruigeng Zhang	Gang Chen	Dan Luo	Xiang Zhou	Zhenming Zhao	Yan Xing
Lingyu Hou	Ruonan Jiang	Yuan Yao	Yuanlei Nie	Lixin Gui	Yue Gao
Miaomiao Gao	Chaoren Tao	Zelin Liang	Weichao Lu		

We'd like to thank China Financial & Economic Publishing House and Ulica Translation Center Beijing for their assistance in the publication of this report.

While every care has been taken in the preparation of this report, certain inaccuracies and omissions may still arise due to time constraints. Please direct your inquiries, comments, or suggestions to [contact@cifcm.com](mailto:contact@cifcm.com). We will respond at the earliest time possible.

CIFCM  
May 2021

### Contacts

#### China Securities Regulatory Commission

Hotline: 12386

To file a complaint: 010-66210182  
010-66210166

Website: [www.csrc.gov.cn](http://www.csrc.gov.cn)

Address: Tower A, Focus Place, No. 19 Jinrong Street,  
Xicheng District, Beijing 100033

Weibo account: <http://t.people.com.cn/csrfabu>  
<http://weibo.com/csrfabu>

WeChat account: CSRC Release

